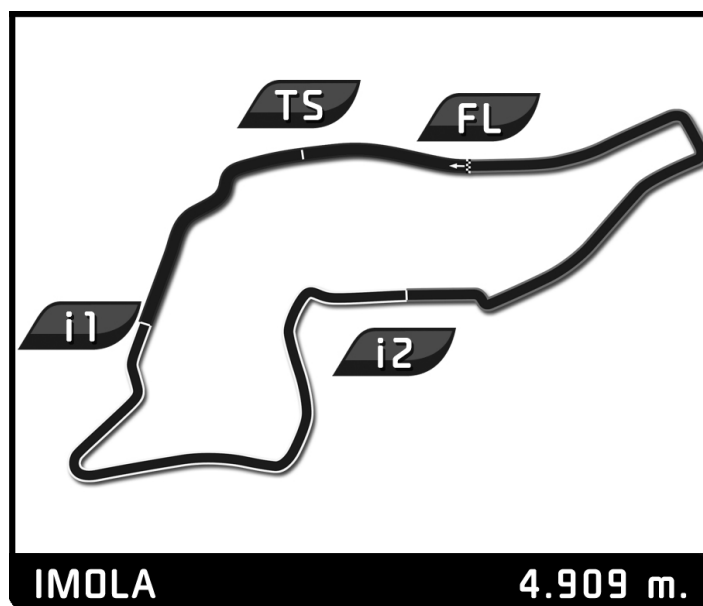


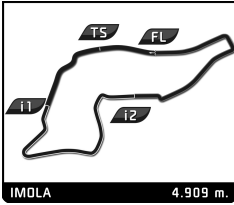
# Gruppo Peroni Race

## 11-12.07.2020

### Coppa Italia Turismo

### Results Booklet





# Coppa Italia Turismo

## Gruppo Peroni Race 11-12.07.2020

### Qualifying

**Revised**

### Final Classification

No Drivers	Team	Car	Cl.	Time	Lap Total	Gap	Kph
1 77 A. AIELLO	MM Motorsport	Honda Civic Type R FK7 TCR	1A	1:56.875	3 4	- -	151.2
2 1 E. BARBOLINI	BF Motorsport	Audi RS3 LMS DSG	1A	1:57.617	7 8	+0.742 +0.742	150.3
3 118 M. PIGOLI	Butti Motorsport	Mitjet 2.0 T	1B	1:57.747	3 3	+0.872 +0.130	150.1
4 225 A. GIARDELLI	BD Racing	Cupra TCR	1A	1:58.151	8 8	+1.276 +0.404	149.6
5 69 F. RAFFAELE	BF Motorsport	Audi RS3 TCR Seq	1A	1:58.256	8 8	+1.381 +0.105	149.4
6 78 D. NARDILLI / S. PICCIN	MM Motorsport	Honda Civic Type R FK2 TCR	1A	1:58.673	6 7	+1.798 +0.417	148.9
7 72 M. BERGONZONI / M. PAGANINI	BF Motorsport	Cupra TCR DSG	1A	1:58.689	3 6	+1.814 +0.016	148.9
8 95 P. MOSCONE / L. ATTIANESE	CALCAGNI Motorsport	VW Golf GTI TCR DSG	1A	1:58.987	4 9	+2.112 +0.298	148.5
9 31 F. BORRETT		BMW M3 E36	1B	1:59.005	4 4	+2.130 +0.018	148.5
10 17 S. QUERCIOLO	ABS Corse	Seat Leon Super Copa MKII	1C	2:00.145	3 6	+3.270 +1.140	147.1
11 9 A. REVELLO / F. FABIANI		Cupra TCR DSG	1A	2:00.353	9 9	+3.478 +0.208	146.8
12 3 A. FUMAGALLI / R. FUMAGALLI	Gruppo Piloti Forlivesi	BMW E90	1B	2:01.363	7 7	+4.488 +1.010	145.6
13 14 W. PUGLIESE	CALCAGNI Motorsport	VW Golf GTI TCR DSG	1A	2:01.662	9 9	+4.787 +0.299	145.3
14 37 A. DE AMBROGGI	Butti Motorsport		1B	2:02.186	3 4	+5.311 +0.524	144.6
15 23 D. DI FABIO	AC Racing		2A	2:03.506	4 6	+6.631 +1.320	143.1
16 21 A. CIOFFI	AC Racing		2A	2:05.682	3 4	+8.807 +2.176	140.6
17 25 G. TREBBI / F. UGUCCIONI		Clio Cup IV	2A	2:10.419	7 7	+13.544 +4.737	135.5
18 26 L. GALLO		Mini RS	2C	2:10.967	2 3	+14.092 +0.548	134.9
19 99 P. VALERI	Speed Motor	Bmw 318 E 46	2B	2:12.143	7 9	+15.268 +1.176	133.7
20 8 K. SARTORI	Speed Motor	Bmw 318 E 46	2B	2:14.369	3 5	+17.494 +2.226	131.5
21 7 R. GIANI	Speed Motor	Bmw 318 E 46	2B	2:14.474	3 3	+17.599 +0.105	131.4
22 79 C. PICCIN / R. DE LUCA	MM Motorsport	Honda Civic Type R	2B	2:15.550	3 4	+18.675 +1.076	130.4
23 34 P. SCARPELLINI	DC Motorsport	Mitjet 2.0	2B	2:17.363	2 3	+20.488 +1.813	128.7
24 33 R. BORDACCHINI	Speed Motor	Bmw 318 E 46	2B	2:19.214	3 3	+22.339 +1.851	126.9
25 47 A. MARSILIA	Sc. Vesuvio	Renault Clio Cup	2C	2:19.316	9 10	+22.441 +0.102	126.9
26 93 M. ZILETTI		Alfa Romeo 147 Cup	2C	2:47.049	7 7	+50.174 +27.733	105.8
27 19 S. BETTINI		Seat Leon Super Copa MKII	1C				

**Disqualified**

15 A. DE MATTEO	CALCAGNI Motorsport	VW Golf GTI TCR DSG	1A	1:56.860	8 8		151.2
18 F. FIORE	DC Motorsport	Audi RS3 LMS DSG	1A	2:03.589	9 10		143.0

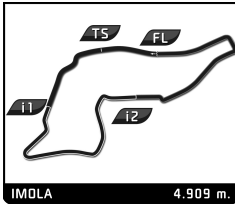
**Fastest Lap:** Lap 8 | Alfredo DE MATTEO | 1:56.860 | 151.2 Kph

CAR #15 DELETED ALL LAP TIMES DUE TO STEWARDS DECISION NR. 15  
 CAR #18 DELETED ALL LAP TIMES DUE TO STEWARDS DECISION NR. 16

Published at: .....

Track Status: **WET**

<b>Stewards:</b>	<b>Timekeeper:</b> Rapi Andrea 
------------------	---------------------------------------



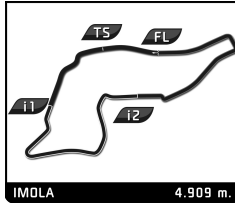
## Coppa Italia Turismo

### Gruppo Peroni Race 11-12.07.2020

### Qualifying

### Best Sector Times

Sector 1		Sector 2		Sector 3		No Team	Class	Ideal Lap	Best Lap		
No Driver	Time	No Driver	Time	No Driver	Time						
1	15 A.DE MATTEO	24.662	15 A.DE MATTEO	37.834	77 A.AIELLO	53.130	1	15 CALCAGNI Motorsport	1A	1:56.399	1:56.860 (1)
2	77 A.AIELLO	24.720	1 E.BARBOLINI	38.130	15 A.DE MATTEO	53.903	2	77 MM Motorsport	1A	1:56.875	1:56.875 (2)
3	1 E.BARBOLINI	24.799	69 F.RAFFAELE	38.513	118 M.PIGOLI	53.991	3	1 BF Motorsport	1A	1:57.249	1:57.617 (3)
4	69 F.RAFFAELE	24.974	118 M.PIGOLI	38.521	225 A.GIARDELLI	54.101	4	118 Butti Motorsport	1B	1:57.747	1:57.747 (4)
5	31 F.BORRETT	25.076	95 P.MOSCONE	38.543	1 E.BARBOLINI	54.320	5	69 BF Motorsport	1A	1:58.045	1:58.256 (6)
6	72 M.BERGONZONI	25.170	225 A.GIARDELLI	38.670	17 S.QUERCIOLI	54.542	6	225 BD Racing	1A	1:58.151	1:58.151 (5)
7	78 D.NARDILLI	25.180	78 D.NARDILLI	38.773	69 F.RAFFAELE	54.558	7	78 MM Motorsport	1A	1:58.620	1:58.673 (7)
8	95 P.MOSCONE	25.228	72 M.BERGONZONI	38.917	72 M.BERGONZONI	54.567	8	72 BF Motorsport	1A	1:58.654	1:58.689 (8)
9	118 M.PIGOLI	25.235	31 F.BORRETT	38.926	9 A.REVELLO	54.621	9	95 CALCAGNI Motorsport	1A	1:58.987	1:58.987 (9)
10	9 A.REVELLO	25.305	77 A.AIELLO	39.025	78 D.NARDILLI	54.667	10	31	1B	1:59.005	1:59.005(10)
11	225 A.GIARDELLI	25.380	3 A.FUMAGALLI	39.476	31 F.BORRETT	55.003	11	17 ABS Corse	1C	1:59.708	2:00.145(11)
12	17 S.QUERCIOLI	25.388	17 S.QUERCIOLI	39.778	14 W.PUGLIESE	55.070	12	9	1A	1:59.769	2:00.353(12)
13	3 A.FUMAGALLI	25.739	9 A.REVELLO	39.843	95 P.MOSCONE	55.216	13	3 Gruppo Piloti Forlivesi	1B	2:00.702	2:01.363(13)
14	14 W.PUGLIESE	25.993	14 W.PUGLIESE	39.874	3 A.FUMAGALLI	55.487	14	14 CALCAGNI Motorsport	1A	2:00.937	2:01.662(14)
15	18 F.FIORE	26.281	37 A.DE AMBROGGI	40.026	37 A.DE AMBROGGI	55.493	15	37 Butti Motorsport	1B	2:01.868	2:02.186(15)
16	37 A.DE AMBROGGI	26.349	23 D.DI FABIO	40.153	18 F.FIORE	56.634	16	18 DC Motorsport	1A	2:03.350	2:03.589(17)
17	23 D.DI FABIO	26.593	18 F.FIORE	40.435	23 D.DI FABIO	56.701	17	23 AC Racing	2A	2:03.447	2:03.506(16)
18	21 A.CIOFFI	26.870	21 A.CIOFFI	41.570	21 A.CIOFFI	57.242	18	21 AC Racing	2A	2:05.682	2:05.682(18)
19	26 L.GALLO	26.956	99 P.VALERI	42.335	25 G.TREBBI	59.994	19	25	2A	2:10.419	2:10.419(19)
20	25 G.TREBBI	27.965	79 C.PICCIN	42.336	79 C.PICCIN	1:00.363	20	26	2C	2:10.967	2:10.967(20)
21	8 K.SARTORI	28.450	25 G.TREBBI	42.460	26 L.GALLO	1:00.458	21	79 MM Motorsport	2B	2:11.786	2:15.550(24)
22	7 R.GIANI	28.480	8 K.SARTORI	43.119	99 P.VALERI	1:00.741	22	99 Speed Motor	2B	2:11.940	2:12.143(21)
23	99 P.VALERI	28.864	26 L.GALLO	43.553	7 R.GIANI	1:01.283	23	8 Speed Motor	2B	2:13.030	2:14.369(22)
24	79 C.PICCIN	29.087	7 R.GIANI	43.901	8 K.SARTORI	1:01.461	24	7 Speed Motor	2B	2:13.664	2:14.474(23)
25	34 P.SCARPELLINI	29.124	34 P.SCARPELLINI	44.592	34 P.SCARPELLINI	1:02.587	25	34 DC Motorsport	2B	2:16.303	2:17.363(25)
26	47 A.MARSILIA	30.022	33 R.BORDACCHINI	44.852	33 R.BORDACCHINI	1:03.064	26	33 Speed Motor	2B	2:17.973	2:19.214(26)
27	33 R.BORDACCHINI	30.057	47 A.MARSILIA	45.105	47 A.MARSILIA	1:03.872	27	47 Sc. Vesuvio	2C	2:18.999	2:19.316(27)
28	93 M.ZILETTI	35.948	93 M.ZILETTI	54.088	93 M.ZILETTI	1:17.013	28	93	2C	2:47.049	2:47.049(28)



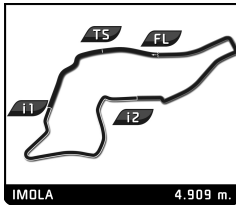
## Coppa Italia Turismo

### Gruppo Peroni Race 11-12.07.2020

### Qualifying

### Best Top Speed

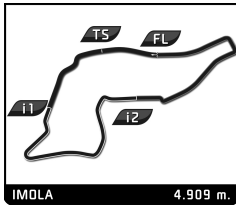
Team	Car	Class	Top Speed	Top 1 Kph Lap	Top 2 Kph Lap	Top 3 Kph Lap	Top 4 Kph Lap	Top 5 Kph Lap	Avg					
17 ABS Corse	Seat Leon Super Copa MKII	1C	S. QUERCIOLO	239.5	3	226.2	2	183.4	4	143.8	1	139.3	6	186,4
69 BF Motorsport	Audi RS3 TCR Seq	1A	F. RAFFAELE	238.9	2	238.4	3	237.8	4	233.6	8	230.1	7	235,8
3 Gruppo Piloti Forlivesi	BMW E90	1B	A. FUMAGALLI	238.9	4	224.2	7	216.9	2	206.3	3	184.4	6	214,1
1 BF Motorsport	Audi RS3 LMS DSG	1A	E. BARBOLINI	238.4	4	235.2	2	234.2	8	232.6	7	232.1	5	234,5
31	BMW M3 E36	1B	F. BORRETT	238.4	4	213.0	3	200.1	2	121.0	1			193,1
72 BF Motorsport	Cupra TCR DSG	1A	M. BERGONZONI	235.7	4	233.1	3	182.5	2	152.9	1	148.4	6	190,5
15 CALCAGNI Motorsport	VW Golf GTI TCR DSG	1A	A. DE MATTEO	234.2	2	231.6	3	230.6	4	228.6	7	227.6	8	230,5
78 MM Motorsport	Honda Civic Type R FK2 TCR	1A	D. NARDILLI	233.6	3	227.6	7	227.1	6	214.3	2	132.0	4	206,9
77 MM Motorsport	Honda Civic Type R FK7 TCR	1A	A. AIELLO	231.1	3	228.1	2	204.7	4	111.9	1			194,0
225 BD Racing	Cupra TCR	1A	A. GIARDELLI	231.1	3	227.6	8	222.4	7	203.9	4	200.5	2	217,1
18 DC Motorsport	Audi RS3 LMS DSG	1A	F. FIORE	230.6	10	229.1	9	225.2	8	224.7	4	208.8	7	223,7
14 CALCAGNI Motorsport	VW Golf GTI TCR DSG	1A	W. PUGLIESE	229.6	3	228.1	4	227.6	8	226.2	9	223.8	7	227,1
95 CALCAGNI Motorsport	VW Golf GTI TCR DSG	1A	P. MOSCONE	228.6	4	227.1	3	226.6	2	221.4	9	220.5	8	224,8
9	Cupra TCR DSG	1A	A. REVELLO	227.6	4	227.6	9	227.1	7	208.8	8	166.2	2	211,5
118 Butti Motorsport	Mitjet 2.0 T	1B	M. PIGOLI	224.7	3	223.3	2	113.1	1					187,0
37 Butti Motorsport		1B	A. DE AMBROGGI	222.4	3	220.5	4	213.4	2	142.4	1			199,7
21 AC Racing		2A	A. CIOFFI	218.2	2	217.8	3	214.3	4	110.4	1			190,2
23 AC Racing		2A	D. DI FABIO	216.9	3	215.6	4	215.1	2	161.6	5	142.4	6	190,3
26	Mini RS	2C	L. GALLO	216.4	2	106.3	1							161,4
79 MM Motorsport	Honda Civic Type R	2B	C. PICCIN	204.3	4	201.6	3	173.8	2	100.4	1			170,0
25	Clio Cup IV	2A	G. TREBBI	202.4	7	200.5	4	198.9	6	194.2	3	166.9	2	192,6
33 Speed Motor	Bmw 318 E 46	2B	R. BORDACCHINI	197.1	3	176.4	2	118.8	1					164,1
34 DC Motorsport	Mitjet 2.0	2B	P. ....	196.0	3	194.2	2	111.5	1					167,2
8 Speed Motor	Bmw 318 E 46	2B	K. SARTORI	193.5	2	193.1	3	188.7	5	121.4	1			174,2
99 Speed Motor	Bmw 318 E 46	2B	P. VALERI	193.5	3	192.4	4	190.4	9	190.0	8	189.7	7	191,2
7 Speed Motor	Bmw 318 E 46	2B	R. GIANI	193.1	3	187.7	2	116.8	1					165,9
47 Sc. Vesuvio	Renault Clio Cup	2C	A. MARSILIA	189.3	10	189.3	9	189.3	8	183.1	7	182.2	3	186,6
93	Alfa Romeo 147 Cup	2C	M. ZILETTI	169.6	2	166.4	7	162.3	6	152.3	5	85.2	4	147,2
19	Seat Leon Super Copa MKII	1C												



**Coppa Italia Turismo**  
 Gruppo Peroni Race 11-12.07.2020  
 Qualifying

**Fastest Lap Sequence**

Elapsed	No Team	Car	Class	Driver	Time	Kph	Lap
4:29.829	77 MM Motorsport	Honda Civic Type R FK7 TCR	1A	Alessio AIELLO	1:59.132	148.3	2
6:26.704	77 MM Motorsport	Honda Civic Type R FK7 TCR	1A	Alessio AIELLO	1:56.875	151.2	3
26:13.714	15 CALCAGNI Motorsport	VW Golf GTI TCR DSG	1A	Alfredo DE MATTEO	1:56.860	151.2	8



# Coppa Italia Turismo

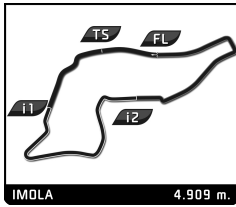
## Gruppo Peroni Race 11-12.07.2020

### Qualifying

### Sector Analysis

— Invalidated Lap    ■ Personal Best    ■ Session Best    B Crossing the finish line in the pit lane

Lap	D	Time	Sector 1	Sector 2	Sector 3	T.Spd	Elapsed	Lap	D	Time	Sector 1	Sector 2	Sector 3	T.Spd	Elapsed
<b>1</b>	<b>BF Motorsport</b> Audi RS3 LMS DSG 1.Edoardo BARBOLINI 1A							1	1	3:36.220	1:37.986	52.455	1:05.779	95.4	3:36.220
	2	1	2:11.652	28.394	44.512	58.746	211.3	5:47.872							
	3	1	2:07.941	26.611	44.576	56.754	229.6	7:55.813							
	4	1	2:05.938	26.242	40.289	59.407	228.1	10:01.751							
	5	1	7:12.565 <b>B</b>	28.492	43.951	6:00.122	207.1	17:14.316							
	6	1	2:27.111	44.475	44.430	58.206	141.3	19:41.427							
	7	1	2:02.930	26.194	41.299	55.437	223.8	21:44.357							
	8	1	2:02.659	26.463	<b>39.874</b>	56.322	227.6	23:47.016							
	9	1	<b>2:01.662</b>	<b>25.993</b>	<b>40.599</b>	<b>55.070</b>	226.2	25:48.678							
<b>15</b>	<b>CALCAGNI Motorsport</b> VW Golf GTI TCR DSG 1.Alfredo DE MATTEO 1A							1	1	3:11.939	1:32.948	42.113	56.878	98.1	3:11.939
	2	1	2:02.548	25.149	41.154	56.245	234.2	5:14.487							
	3	1	1:57.955	25.156	38.490	54.309	231.6	7:12.442							
	4	1	10:53.366 <b>B</b>	24.898	38.946	9:49.522	230.6	18:05.808							
	5	1	2:16.695	42.220	39.906	54.569	149.3	20:22.503							
	6	1	1:57.423	25.005	38.216	54.202	225.2	22:19.926							
	7	1	1:56.928	24.761	38.264	<b>53.903</b>	228.6	24:16.854							
	8	1	<b>1:56.860</b>	<b>24.662</b>	<b>37.834</b>	54.364	227.6	26:13.714							
	<b>17</b>	<b>ABS Corse</b> Seat Leon Super Copa MKII 1.Stefano QUERCIOLO 1C							1	1	2:50.804	1:05.897	45.792	59.115	143.8
2		1	2:01.533	26.438	39.854	55.241	226.2	4:52.337							
3		1	<b>2:00.145</b>	25.825	<b>39.778</b>	<b>54.542</b>	239.5	6:52.482							
4		1	5:20.664 <b>B</b>	30.261	47.622	4:02.781	183.4	12:13.146							
5		1	8:31.342 <b>B</b>	56.252	54.144	6:40.946	95.8	20:44.488							
6		1	2:21.423	45.900	40.080	55.443	139.3	23:05.911							
<b>18</b>	<b>DC Motorsport</b> Audi RS3 LMS DSG 1.Fiorello FIORE 1A							1	1	2:59.437	1:03.850	49.224	1:06.363	101.5	2:59.437
	2	1	2:15.106	30.407	43.547	1:01.152	198.2	5:14.543							
	3	1	2:11.701	29.492	42.403	59.806	202.4	7:26.244							
	4	1	2:08.560	27.543	41.968	59.049	224.7	9:34.804							
	5	1	4:51.187 <b>B</b>	31.433	47.313	3:32.441	198.6	14:25.991							
	6	1	2:41.553	48.010	47.798	1:05.745	133.3	17:07.544							
	7	1	2:09.848	28.338	42.097	59.413	208.8	19:17.392							
	8	1	2:05.311	26.961	41.062	57.288	225.2	21:22.703							
	9	1	<b>2:03.589</b>	26.404	40.551	<b>56.634</b>	229.1	23:26.292							
	10	1	2:04.481	<b>26.281</b>	<b>40.435</b>	57.765	230.6	25:30.773							
<b>21</b>	<b>AC Racing</b> 2A 1.Alberto CIOFFI							1	1	2:37.445	48.653	48.237	1:00.555	110.4	2:37.445
	2	1	2:07.131	27.244	42.064	57.823	218.2	4:44.576							
	3	1	<b>2:05.682</b>	<b>26.870</b>	<b>41.570</b>	<b>57.242</b>	217.8	6:50.258							
	4	1	15:15.584 <b>B</b>	27.607	43.217	...	214.3	22:05.842							
	<b>14</b>	<b>CALCAGNI Motorsport</b> VW Golf GTI TCR DSG 1.Walter PUGLIESE 1A							1	1	2:59.672	57.525	51.811	1:10.336	107.8
2		1	3:44.167 <b>B</b>	34.285	49.109	2:20.773	166.2	6:43.839							
3		1	2:30.192	46.900	43.653	59.639	129.1	9:14.031							
4		1	2:11.635	27.828	41.497	1:02.310	227.6	11:25.666							
5		1	4:48.871 <b>B</b>	31.916	48.220	3:28.735	160.1	16:14.537							
6		1	2:23.079	43.594	42.486	56.999	141.7	18:37.616							
7		1	2:00.740	26.095	<b>39.843</b>	54.802	227.1	20:38.356							
8		1	2:26.657	28.920	54.981	1:02.756	208.8	23:05.013							
9		1	<b>2:00.353</b>	<b>25.305</b>	<b>40.427</b>	<b>54.621</b>	227.6	25:05.366							
<b>23</b>	<b>AC Racing</b> 2A 1.Diego DI FABIO							1	1	2:37.445	48.653	48.237	1:00.555	110.4	2:37.445
	2	1	2:07.131	27.244	42.064	57.823	218.2	4:44.576							
	3	1	<b>2:05.682</b>	<b>26.870</b>	<b>41.570</b>	<b>57.242</b>	217.8	6:50.258							
	4	1	15:15.584 <b>B</b>	27.607	43.217	...	214.3	22:05.842							



# Coppa Italia Turismo

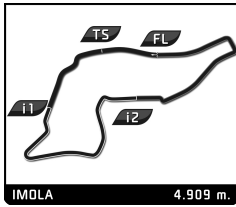
## Gruppo Peroni Race 11-12.07.2020

### Qualifying

### Sector Analysis

— Invalidated Lap    ■ Personal Best    ■ Session Best    B Crossing the finish line in the pit lane

Lap	D	Time	Sector 1	Sector 2	Sector 3	T.Sp	Elapsed	Lap	D	Time	Sector 1	Sector 2	Sector 3	T.Sp	Elapsed
<b>25</b> 1.Giacomo TREBBI 2A 2.Federico UGUCCIONI Clio Cup IV															
1	1	3:31.128	1:22.371	54.518	1:14.239	109.8	3:31.128	1	1	3:20.148	1:03.923	58.601	1:17.624	95.3	3:20.148
2	1	2:22.672	32.528	47.043	1:03.101	166.9	5:53.800	2	1	2:28.652	32.816			169.9	5:48.800
3	1	2:15.921	30.461	44.429	1:01.031	194.2	8:09.721	3	1	2:23.180	31.041	46.869	1:05.270	182.2	8:11.980
4	1	10:25.743	B 32.192	45.202	9:08.349	200.5	18:35.464	4	1	3:28.489	B 32.567	47.361	2:08.561	172.4	11:40.469
5	1	2:33.336	46.205	44.715	1:02.416	129.2	21:08.800	5	1	2:51.209	52.562	49.932	1:08.715	113.3	14:31.678
6	1	2:12.053	28.370	42.820	1:00.863	198.9	23:20.853	6	1	2:25.280	32.392	47.023	1:05.865	169.6	16:56.958
7	1	2:10.419	27.965	42.460	59.994	202.4	25:31.272	7	1	2:23.165	30.933	46.070	1:06.162	183.1	19:20.123
<b>26</b> 1.Luigi GALLO 2C Mini RS															
1	1	3:09.991	1:17.319	49.805	1:02.867	106.3	3:09.991	8	1	2:20.734	30.330	46.413	1:03.991	189.3	21:40.857
2	1	2:10.967	26.956	43.553	1:00.458	216.4	5:20.958	9	1	2:19.316	30.339	45.105	1:03.872	189.3	24:00.173
3	1	4:32.709	B 28.824	45.886	3:17.999		9:53.667	10	1	2:20.140	30.022	45.368	1:04.750	189.3	26:20.313
<b>31</b> 1.Federico BORRETT 1B BMW M3 E36															
1	1	3:14.541	1:15.780	49.928	1:08.833	121.0	3:14.541	1	1	3:08.761	1:24.140	44.639	59.982	152.3	3:08.761
2	1	2:06.227	28.097	42.217	55.913	200.1	5:20.768	2	1	2:06.998	26.469	42.729	57.800	238.9	5:15.759
3	1	2:04.917	28.891	40.694	55.332	213.0	7:25.685	3	1	1:59.812	25.716	39.097	54.999	238.4	7:15.571
4	1	1:59.005	25.076	38.926	55.003	238.4	9:24.690	4	1	2:00.389	25.040	39.701	55.648	237.8	9:15.960
<b>33</b> Speed Motor 2B Bmw 318 E 46                     1.Rolando BORDACCHINI															
1	1	3:19.047	1:08.213	57.192	1:13.642	118.8	3:19.047	5	1	10:37.799	B 28.672	42.202	9:26.925	189.0	19:53.759
2	1	2:24.717	32.231	48.075	1:04.411	176.4	5:43.764	6	1	2:24.333	43.677	43.019	57.637	146.4	22:18.092
3	1	2:19.214	30.057	46.093	1:03.064	197.1	8:02.978	7	1	2:00.512	25.420	40.534	54.558	230.1	24:18.604
<b>34</b> DC Motorsport 2B Mitjet 2.0                     1.Pierluigi SCARPELLINI															
1	1	4:12.265	2:18.337	49.618	1:04.310	111.5	4:12.265	8	1	1:58.256	24.974	38.513	54.769	233.6	26:16.860
2	1	2:17.363	29.499	45.277	1:02.587	194.2	6:29.628	1	1	3:02.734	1:19.537	44.816	58.381	152.9	3:02.734
3	1	2:17.863	29.124	44.592	1:04.147	196.0	8:47.491	2	1	2:06.845	31.065	40.738	55.042	182.5	5:09.579
<b>37</b> Butti Motorsport 1B                     1.Alberto DE AMBROGGI															
1	1	2:58.331	1:09.618	46.540	1:02.173	142.4	2:58.331	3	1	1:58.689	25.170	38.952	54.567	233.1	7:08.268
2	1	2:02.491	26.498	40.199	55.794	213.4	5:00.822	4	1	9:31.446	B 25.235	38.917	8:27.294	235.7	16:39.714
3	1	2:02.186	26.349	40.344	55.493	222.4	7:03.008	5	1	3:17.634	1:00.371	58.709	1:18.554	94.8	19:57.348
4	1	2:02.971	26.673	40.026	56.272	220.5	9:05.979	6	1	2:42.209	35.288	54.540	1:12.381	148.4	22:39.557
<b>47</b> Sc. Vesuvio Renault Clio Cup 2C                     1.Antonio MARSILIA															
1	1	3:20.148	1:03.923	58.601	1:17.624	95.3	3:20.148	1	1	2:30.697	47.659	46.475	56.563	111.9	2:30.697
2	1	2:28.652	32.816			169.9	5:48.800	2	1	1:59.132	25.657	40.077	53.398	228.1	4:29.829
3	1	2:23.180	31.041	46.869	1:05.270	182.2	8:11.980	3	1	1:56.875	24.720	39.025	53.130	231.1	6:26.704
4	1	3:28.489	B 32.567	47.361	2:08.561	172.4	11:40.469	4	1	15:32.330	B 26.302	40.093	...	204.7	21:59.034
5	1	2:51.209	52.562	49.932	1:08.715	113.3	14:31.678	1	1	2:30.697	47.659	46.475	56.563	111.9	2:30.697
6	1	2:25.280	32.392	47.023	1:05.865	169.6	16:56.958	2	1	1:59.132	25.657	40.077	53.398	228.1	4:29.829
7	1	2:23.165	30.933	46.070	1:06.162	183.1	19:20.123	3	1	1:56.875	24.720	39.025	53.130	231.1	6:26.704
8	1	2:20.734	30.330	46.413	1:03.991	189.3	21:40.857	4	1	15:32.330	B 26.302	40.093	...	204.7	21:59.034
9	1	2:19.316	30.339	45.105	1:03.872	189.3	24:00.173	1	1	2:30.697	47.659	46.475	56.563	111.9	2:30.697
10	1	2:20.140	30.022	45.368	1:04.750	189.3	26:20.313	2	1	1:59.132	25.657	40.077	53.398	228.1	4:29.829
<b>69</b> BF Motorsport Audi RS3 TCR Seq 1A                     1.Francesca RAFFAELE															
1	1	3:08.761	1:24.140	44.639	59.982	152.3	3:08.761	3	1	1:56.875	24.720	39.025	53.130	231.1	6:26.704
2	1	2:06.998	26.469	42.729	57.800	238.9	5:15.759	4	1	15:32.330	B 26.302	40.093	...	204.7	21:59.034
3	1	1:59.812	25.716	39.097	54.999	238.4	7:15.571	1	1	2:30.697	47.659	46.475	56.563	111.9	2:30.697
4	1	2:00.389	25.040	39.701	55.648	237.8	9:15.960	2	1	1:59.132	25.657	40.077	53.398	228.1	4:29.829
5	1	10:37.799	B 28.672	42.202	9:26.925	189.0	19:53.759	3	1	1:56.875	24.720	39.025	53.130	231.1	6:26.704
6	1	2:24.333	43.677	43.019	57.637	146.4	22:18.092	4	1	15:32.330	B 26.302	40.093	...	204.7	21:59.034
7	1	2:00.512	25.420	40.534	54.558	230.1	24:18.604	1	1	2:30.697	47.659	46.475	56.563	111.9	2:30.697
8	1	1:58.256	24.974	38.513	54.769	233.6	26:16.860	2	1	1:59.132	25.657	40.077	53.398	228.1	4:29.829
<b>72</b> BF Motorsport Cupra TCR DSG 1A                     1.Matteo BERGONZONI 2.Massimo PAGANINI															
1	1	3:02.734	1:19.537	44.816	58.381	152.9	3:02.734	3	1	1:56.875	24.720	39.025	53.130	231.1	6:26.704
2	1	2:06.845	31.065	40.738	55.042	182.5	5:09.579	4	1	15:32.330	B 26.302	40.093	...	204.7	21:59.034
3	1	1:58.689	25.170	38.952	54.567	233.1	7:08.268	1	1	2:30.697	47.659	46.475	56.563	111.9	2:30.697
4	1	9:31.446	B 25.235	38.917	8:27.294	235.7	16:39.714	2	1	1:59.132	25.657	40.077	53.398	228.1	4:29.829
5	1	3:17.634	1:00.371	58.709	1:18.554	94.8	19:57.348	3	1	1:56.875	24.720	39.025	53.130	231.1	6:26.704
6	1	2:42.209	35.288	54.540	1:12.381	148.4	22:39.557	4	1	15:32.330	B 26.302	40.093	...	204.7	21:59.034
<b>77</b> MM Motorsport Honda Civic Type R FK7 TCR 1A                     1.Alessio AIELLO															
1	1	2:30.697	47.659	46.475	56.563	111.9	2:30.697	1	1	2:30.697	47.659	46.475	56.563	111.9	2:30.697
2	1	1:59.132	25.657	40.077	53.398	228.1	4:29.829	2	1	1:59.132	25.657	40.077	53.398	228.1	4:29.829
3	1	1:56.875	24.720	39.025	53.130	231.1	6:26.704	3	1	1:56.875	24.720	39.025	53.130	231.1	6:26.704
4	1	15:32.330	B 26.302	40.093	...	204.7	21:59.034	4	1	15:32.330	B 26.302	40.093	...	204.7	21:59.034
<b>78</b> MM Motorsport Honda Civic Type R FK2 TCR 1A                     1.Davide NARDILLI 2.Samuele PICCINI															
1	1	2:50.777	48.154	55.528	1:07.095	100.2	2:50.777	1	1	2:50.777	48.154	55.528	1:07.095	100.2	2:50.777
2	1	2:02.635	26.740	40.946	54.949	214.3	4:53.412	2	1	2:02.635	26.740	40.946	54.949	214.3	4:53.412
3	1	3:17.230	B 25.322	40.138	2:11.770	233.6	8:10.642	3	1	3:17.230	B 25.322	40.138	2:11.770	233.6	8:10.642
4	1	7:24.007	B 44.714	41.744	5:57.549	132.0	15:34.649	4	1	7:24.007	B 44.714	41.744	5:57.549	132.0	15:34.649
5	1	2:23.582	47.405	40.178	55.999	106.1	17:58.231	5	1	2:23.582	47.405	40.178	55.999	106.1	17:58.231
6	1	1:58.673	25.233	38.773	54.667	227.1	19:56.904	6	1	1:58.673	25.233	38.773	54.667	227.1	19:56.904
7	1	1:58.748	25.180	38.782	54.786	227.6	21:55.652	7	1	1:58.748	25.180	38.782	54.786	227.6	21:55.652



# Coppa Italia Turismo

## Gruppo Peroni Race 11-12.07.2020

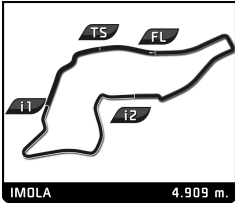
### Qualifying

### Sector Analysis

— Invalidated Lap    ■ Personal Best    ■ Session Best    B Crossing the finish line in the pit lane

Lap	D	Time	Sector 1	Sector 2	Sector 3	T.Spd	Elapsed	Lap	D	Time	Sector 1	Sector 2	Sector 3	T.Spd	Elapsed
<b>79</b>	<b>MM Motorsport</b> Honda Civic Type R 2B 1.Camillo PIZZIN 2.Rino DE LUCA							1	1	2:33.120	42.280	50.196	1:00.644	104.5	2:33.120
	2	1	2:04.214	27.605	40.505	56.104	200.5	4:37.334							
	3	1	1:59.597	25.566	39.163	54.868	231.1	6:36.931							
	4	1	9:52.494B	27.409	41.424	8:43.661	203.9	16:29.425							
	5	1	3:48.723B	49.119	45.787	2:13.817	110.0	20:18.148							
	6	1	2:21.987	43.239	41.265	57.483	147.2	22:40.135							
	7	1	2:00.785	26.095	39.622	55.068	222.4	24:40.920							
	8	1	1:58.151	25.380	38.670	54.101	227.6	26:39.071							
	1	1	2:56.293	56.235	51.769	1:08.289	100.4	2:56.293							
	2	1	2:23.010	33.936	47.112	1:01.962	173.8	5:19.303							
3	1	2:15.550	30.010	45.177	1:00.363	201.6	7:34.853								
4	1	3:41.231B	29.087	42.336	2:29.808	204.3	11:16.084								
<b>93</b>	<b>Alfa Romeo 147 Cup</b> 2C 1.Mattia ZILETTI							1	1	4:53.310	2:33.879	58.755	1:20.676	82.2	4:53.310
	2	1	4:18.661B	36.439	58.253	2:43.969	169.6	9:11.971							
	3	1	4:57.602B	1:02.431	58.644	2:56.527	82.9	14:09.573							
	4	1	3:29.213	1:03.495	1:01.697	1:24.021	85.2	17:38.786							
	5	1	2:56.204	37.688	56.768	1:21.748	152.3	20:34.990							
	6	1	2:50.881	36.132	55.000	1:19.749	162.3	23:25.871							
	7	1	2:47.049	35.948	54.088	1:17.013	166.4	26:12.920							
	1	1	4:53.310	2:33.879	58.755	1:20.676	82.2	4:53.310							
2	1	4:18.661B	36.439	58.253	2:43.969	169.6	9:11.971								
3	1	4:57.602B	1:02.431	58.644	2:56.527	82.9	14:09.573								
4	1	3:29.213	1:03.495	1:01.697	1:24.021	85.2	17:38.786								
5	1	2:56.204	37.688	56.768	1:21.748	152.3	20:34.990								
6	1	2:50.881	36.132	55.000	1:19.749	162.3	23:25.871								
7	1	2:47.049	35.948	54.088	1:17.013	166.4	26:12.920								
<b>95</b>	<b>CALCAGNI Motorsport</b> VW Golf GTI TCR DSG 1A 1.Pierluigi MOSCONE 2.Luca M. ATTIANESE							1	1	3:27.528	1:36.677	44.452	1:06.399	98.4	3:27.528
	2	1	2:10.714	25.822	41.270	1:03.622	226.6	5:38.242							
	3	1	2:00.049	25.733	39.024	55.292	227.1	7:38.291							
	4	1	1:58.987	25.228	38.543	55.216	228.6	9:37.278							
	5	1	6:33.681B	29.191	43.748	5:20.742	174.4	16:10.959							
	6	1	2:33.830	44.172	47.800	1:01.858	124.8	18:44.789							
	7	1	2:09.878	29.705	43.010	57.163	173.2	20:54.667							
	8	1	2:02.385	26.647	40.002	55.736	220.5	22:57.052							
	9	1	2:01.885	25.900	40.120	55.865	221.4	24:58.937							
	1	1	3:27.528	1:36.677	44.452	1:06.399	98.4	3:27.528							
2	1	2:10.714	25.822	41.270	1:03.622	226.6	5:38.242								
3	1	2:00.049	25.733	39.024	55.292	227.1	7:38.291								
4	1	1:58.987	25.228	38.543	55.216	228.6	9:37.278								
5	1	6:33.681B	29.191	43.748	5:20.742	174.4	16:10.959								
6	1	2:33.830	44.172	47.800	1:01.858	124.8	18:44.789								
7	1	2:09.878	29.705	43.010	57.163	173.2	20:54.667								
8	1	2:02.385	26.647	40.002	55.736	220.5	22:57.052								
9	1	2:01.885	25.900	40.120	55.865	221.4	24:58.937								
<b>99</b>	<b>Speed Motor</b> Bmw 318 E 46 2B 1.Paolo VALERI							1	1	3:18.521	1:07.758	56.964	1:13.799	100.2	3:18.521
	2	1	2:24.426	32.044	47.814	1:04.568	175.2	5:42.947							
	3	1	2:19.733	30.294	46.220	1:03.219	193.5	8:02.680							
	4	1	2:28.968	33.040	43.963	1:11.965	192.4	10:31.648							
	5	1	6:16.295B	37.035	51.808	4:47.452	149.3	16:47.943							
	6	1	2:35.122	49.588	43.466	1:02.068	121.9	19:23.065							
	7	1	2:12.143	28.864	42.538	1:00.741	189.7	21:35.208							
	8	1	2:13.945	28.880	42.598	1:02.467	190.0	23:49.153							
	9	1	2:16.608	28.877	42.335	1:05.396	190.4	26:05.761							
	1	1	3:18.521	1:07.758	56.964	1:13.799	100.2	3:18.521							
2	1	2:24.426	32.044	47.814	1:04.568	175.2	5:42.947								
3	1	2:19.733	30.294	46.220	1:03.219	193.5	8:02.680								
4	1	2:28.968	33.040	43.963	1:11.965	192.4	10:31.648								
5	1	6:16.295B	37.035	51.808	4:47.452	149.3	16:47.943								
6	1	2:35.122	49.588	43.466	1:02.068	121.9	19:23.065								
7	1	2:12.143	28.864	42.538	1:00.741	189.7	21:35.208								
8	1	2:13.945	28.880	42.598	1:02.467	190.0	23:49.153								
9	1	2:16.608	28.877	42.335	1:05.396	190.4	26:05.761								
<b>118</b>	<b>Butti Motorsport</b> Mitjet 2.0 T 1B 1.Max PIGOLI							1	1	2:32.299	53.334	42.166	56.799	113.1	2:32.299
	2	1	1:59.686	26.308	39.074	54.304	223.3	4:31.985							
	3	1	1:57.747	25.235	38.521	53.991	224.7	6:29.732							
	1	1	2:32.299	53.334	42.166	56.799	113.1	2:32.299							
2	1	1:59.686	26.308	39.074	54.304	223.3	4:31.985								
3	1	1:57.747	25.235	38.521	53.991	224.7	6:29.732								
<b>225</b>	<b>BD Racing</b> Cupra TCR 1A 1.Alessandro GIARDELLI							1	1	2:32.299	53.334	42.166	56.799	113.1	2:32.299
	2	1	1:59.686	26.308	39.074	54.304	223.3	4:31.985							

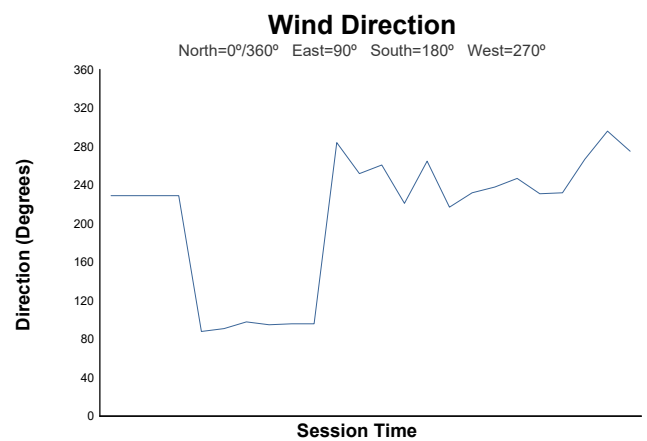
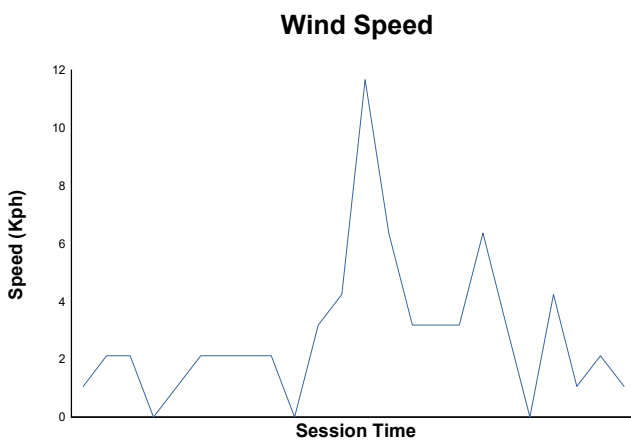
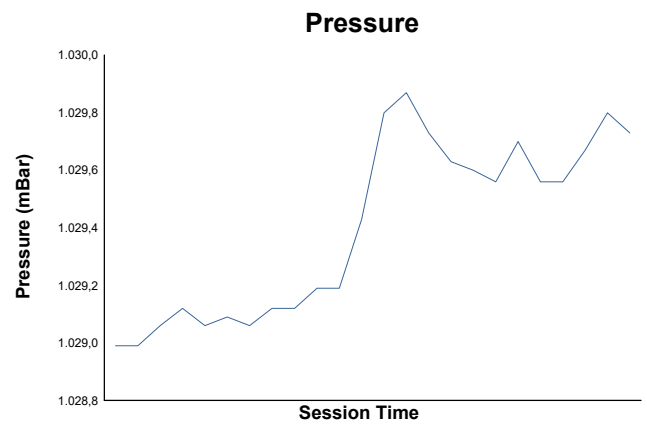
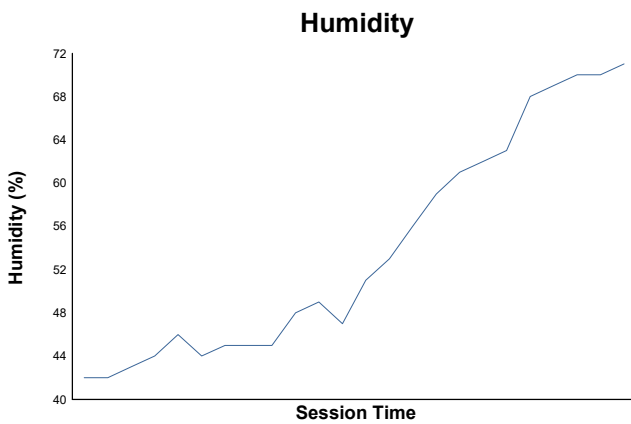
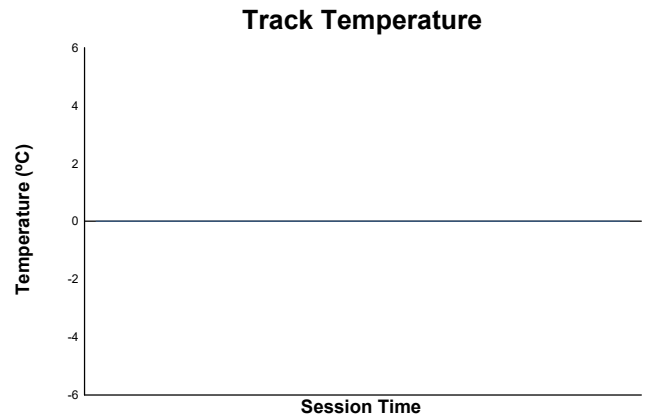
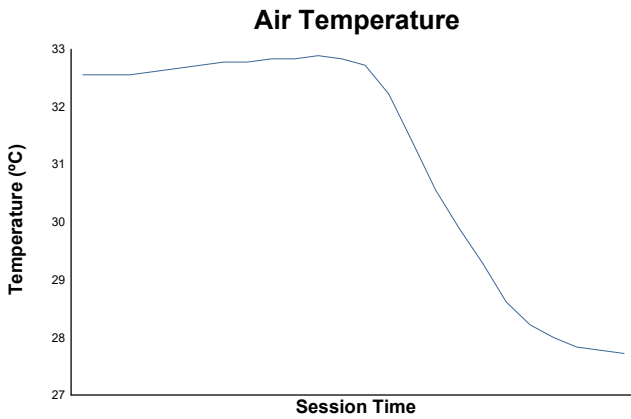




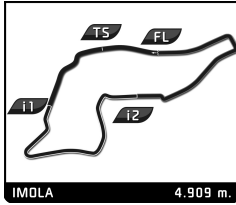
# Gruppo Peroni Race 11-12.07.2020

## Coppa Italia Turismo Qualifying

### Weather Report



Track Status: **WET**



# Coppa Italia Turismo

## Gruppo Peroni Race 11-12.07.2020

### Race 1 (25 Minutes)

### Starting Grid

<b>Fiorello FIORE</b> 2:47.049	DC Motorsport	18	- 14 -	15	CALCAGNI Motorsport	<b>Alfredo DE MATTEO</b> 2:19.316
<b>Mattia ZILETTI</b> 2:19.214		93	- 13 -	47	Sc. Vesuvio	<b>Antonio MARSILIA</b> 2:17.363
<b>Rolando BORDACCHINI</b> 2:15.550	Speed Motor	33	- 12 -	34	DC Motorsport	<b>Pierluigi SCARPELLINI</b> 2:14.474
<b>Camillo PICCIN</b> 2:14.369	MM Motorsport	79	- 11 -	7	Speed Motor	<b>Riccardo GIANI</b> 2:12.143
<b>Karim SARTORI</b> 2:10.967	Speed Motor	8	- 10 -	99	Speed Motor	<b>Paolo VALERI</b> 2:10.419
<b>Luigi GALLO</b> 2:05.682		26	- 9 -	25		<b>Federico UGUCCIONI</b> 2:03.506
<b>Alberto CIOFFI</b> 2:02.186	AC Racing	21	- 8 -	23	AC Racing	<b>Diego DI FABIO</b> 2:01.662
<b>Alberto DE AMBROGGI</b> 2:01.363	Butti Motorsport	37	- 7 -	14	CALCAGNI Motorsport	<b>Walter PUGLIESE</b> 2:00.353
<b>Riccardo FUMAGALLI</b> 2:00.145	Gruppo Piloti Forlivesi	3	- 6 -	9		<b>Fabio FABIANI</b> 1:59.005
<b>Stefano QUERCIOLO</b> 1:58.987	ABS Corse	17	- 5 -	31		<b>Federico BORRETT</b> 1:58.689
<b>Luca M. ATTIANESE</b> 1:58.673	CALCAGNI Motorsport	95	- 4 -	72	BF Motorsport	<b>Matteo BERGONZINI</b> 1:58.256
<b>Davide NARDILLI</b> 1:58.151	MM Motorsport	78	- 3 -	69	BF Motorsport	<b>Francesca RAFFAELE</b> 1:57.747
<b>Sandro GIARDELLI</b> 1:57.617	BD Racing	225	- 2 -	118	Butti Motorsport	<b>Max PIGOLI</b> 1:56.875
<b>Edoardo BARBOLINI</b>	BF Motorsport	1	- 1 -	77	MM Motorsport	<b>Alessio AIELLO</b>

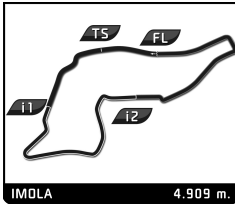
↓  
Pole

**CAR #15 DROP ON BACK OF THE GRID DUE TO STEWARDS DECISION NR. 15**  
**CAR #18 DROP ON BACK OF THE GRID DUE TO STEWARDS DECISION NR. 16**

Stewards:

Timekeeper:

Rapi Andrea



# Coppa Italia Turismo

## Gruppo Peroni Race 11-12.07.2020

### Race 1 (25 Minutes)

### Final Classification

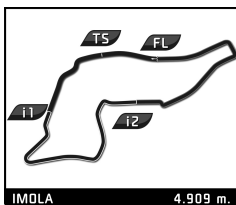
No Drivers	Team	Car	Cl.	Laps	Total Time	Gap	Kph	Best Lap			
								Lap	Time		
1	31 F. BORRETT	BMW M3 E36	1B	12	25:05.498	-	140.3	6	1:54.664	154.1	
2	77 A. AIELLO	MM Motorsport	Honda Civic Type R FK7 TCR	1A	12	25:09.645	+4.147	139.9	7	1:55.933	152.4
3	118 M. PIGOLI	Butti Motorsport	Mitjet 2.0 T	1B	12	25:09.966	+4.468	139.9	12	1:56.314	151.9
4	1 E. BARBOLINI	BF Motorsport	Audi RS3 LMS DSG	1A	12	25:15.011	+9.513	139.4	11	1:56.663	151.5
5	72 M. BERGONZINI / M. PAGANINI	BF Motorsport	Cupra TCR DSG	1A	12	25:16.038	+10.540	139.3	7	1:56.194	152.1
6	78 D. NARDILLI / .	MM Motorsport	Honda Civic Type R FK2 TCR	1A	12	25:19.567	+14.069	139.0	10	1:56.358	151.9
7	225 S. GIARDELLI	BD Racing	Cupra TCR	1A	12	25:23.319	+17.821	138.7	10	1:56.994	151.1
8	15 A. DE MATTEO	CALCAGNI Motorsport	VW Golf GTI TCR DSG	1A	12	25:24.321	+18.823	138.6	12	1:55.817	152.6
9	3 A. FUMAGALLI / R. FUMAGALLI	Gruppo Piloti Forlivesi	BMW E90	1B	12	25:38.554	+33.056	137.3	11	1:58.240	149.5
10	14 W. PUGLIESE	CALCAGNI Motorsport	VW Golf GTI TCR DSG	1A	12	25:51.088	+45.590	136.2	6	1:59.630	147.7
11	9 A. REVELLO / F. FABIANI		Cupra TCR DSG	1A	12	25:52.146	+46.648	136.1	7	1:58.831	148.7
12	17 S. QUERCIOLO	ABS Corse	Seat Leon Super Copa MKII	1C	12	25:54.160	+48.662	135.9	7	1:58.736	148.8
13	23 D. DI FABIO	AC Racing		2A	12	26:01.196	+55.698	135.3	6	2:01.089	145.9
14	21 A. CIOFFI	AC Racing		2A	12	26:14.893	+1:09.395	134.1	10	2:02.641	144.1
15	18 F. FIORE	DC Motorsport	Audi RS3 LMS DSG	1A	12	26:42.080	+1:36.582	131.8	12	2:02.352	144.4
16	79 C. PICCIN / R. DE LUCA	MM Motorsport	Honda Civic Type R	2B	12	26:54.005	+1:48.507	130.9	11	2:04.989	141.4
17	26 L. GALLO		Mini RS	2C	12	26:58.449	+1:52.951	130.5	11	2:06.373	139.8
18	25 . / F. UGUCCIONI		Clio Cup IV	2A	12	27:12.967	+2:07.469	129.3	11	2:08.150	137.9
19	8 K. SARTORI	Speed Motor	Bmw 318 E 46	2B	11	25:04.099	1 Lap	128.7	11	2:08.218	137.8
20	7 R. GIANI	Speed Motor	Bmw 318 E 46	2B	11	25:08.203	1 Lap	128.3	10	2:09.144	136.8
21	99 P. VALERI	Speed Motor	Bmw 318 E 46	2B	11	25:08.375	1 Lap	128.3	11	2:09.220	136.8
22	34 P. SCARPELLINI	DC Motorsport	Mitjet 2.0	2B	11	25:25.161	1 Lap	126.9	10	2:10.839	135.1
23	33 R. BORDACCHINI	Speed Motor	Bmw 318 E 46	2B	11	25:50.218	1 Lap	124.9	10	2:14.339	131.6
24	47 A. MARSILIA	Sc. Vesuvio	Renault Clio Cup	2C	11	25:53.215	1 Lap	124.6	5	2:14.148	131.7
25	93 M. ZILETTI		Alfa Romeo 147 Cup	2C	9	27:17.667	3 Laps	96.6	5	2:47.481	105.5
<b>Not classified</b>											
95	P. MOSCONE / L. ATTIANESE	CALCAGNI Motorsport	VW Golf GTI TCR DSG	1A	7	15:38.407		7	1:58.714	148.9	
37	A. DE AMBROGGI	Butti Motorsport	Mitjet 2.0 T	1B	6	13:41.850		6	1:59.239	148.2	
69	F. RAFFAELE	BF Motorsport	Audi RS3 TCR Seq	1A							

<b>Pole Position:</b>	Alessio AIELLO	1:56.875	151.2 Kph
<b>Fastest Lap:</b>	Lap 6 Federico BORRETT	1:54.664	154.1 Kph

Published at: .....

Track Status: **WET**

<b>Stewards:</b>	<b>Timekeeper:</b> Rapi Andrea



## Coppa Italia Turismo

### Gruppo Peroni Race 11-12.07.2020

#### Race 1 (25 Minutes)

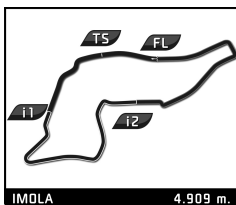
### Final Classification by Class

No Drivers	Team	Car	Laps	Total Time	Gap	Kph	Best Lap		
							Lap	Time	Kph
<b>1A</b>									
1 77 A. AIELLO	MM Motorsport	Honda Civic Type R FK7 TCR	12	25:09.645		139.9	7	1:55.933	152.4
2 1 E. BARBOLINI	BF Motorsport	Audi RS3 LMS DSG	12	25:15.011	+5.366	139.4	11	1:56.663	151.5
3 72 M. BERGONZINI / M. PAGANINI	BF Motorsport	Cupra TCR DSG	12	25:16.038	+6.393	139.3	7	1:56.194	152.1
4 78 D. NARDILLI / .	MM Motorsport	Honda Civic Type R FK2 TCR	12	25:19.567	+9.922	139.0	10	1:56.358	151.9
5 225 S. GIARDELLI	BD Racing	Cupra TCR	12	25:23.319	+13.674	138.7	10	1:56.994	151.1
6 15 A. DE MATTEO	CALCAGNI Motorsport	VW Golf GTI TCR DSG	12	25:24.321	+14.676	138.6	12	1:55.817	152.6
7 14 W. PUGLIESE	CALCAGNI Motorsport	VW Golf GTI TCR DSG	12	25:51.088	+41.443	136.2	6	1:59.630	147.7
8 9 A. REVELLO / F. FABIANI		Cupra TCR DSG	12	25:52.146	+42.501	136.1	7	1:58.831	148.7
9 18 F. FIORE	DC Motorsport	Audi RS3 LMS DSG	12	26:42.080	+1:32.435	131.8	12	2:02.352	144.4
■ Not classified									
95 P. MOSCONE / L. ATTIANESE	CALCAGNI Motorsport	VW Golf GTI TCR DSG	7	15:38.407			7	1:58.714	148.9
69 F. RAFFAELE	BF Motorsport	Audi RS3 TCR Seq							
<b>1B</b>									
1 31 F. BORRETT		BMW M3 E36	12	25:05.498		140.3	6	1:54.664	154.1
2 118 M. PIGOLI	Butti Motorsport	Mitjet 2.0 T	12	25:09.966	+4.468	139.9	12	1:56.314	151.9
3 3 A. FUMAGALLI / R. FUMAGALLI	Gruppo Piloti Forlivesi	BMW E90	12	25:38.554	+33.056	137.3	11	1:58.240	149.5
■ Not classified									
37 A. DE AMBROGGI	Butti Motorsport	Mitjet 2.0 T	6	13:41.850			6	1:59.239	148.2
<b>1C</b>									
1 17 S. QUERCIOLI	ABS Corse	Seat Leon Super Copa MKII	12	25:54.160		135.9	7	1:58.736	148.8
<b>2A</b>									
1 23 D. DI FABIO	AC Racing		12	26:01.196		135.3	6	2:01.089	145.9
2 21 A. CIOFFI	AC Racing		12	26:14.893	+13.697	134.1	10	2:02.641	144.1
3 25 . / F. UGUCCIONI		Clio Cup IV	12	27:12.967	+1:11.771	129.3	11	2:08.150	137.9
<b>2B</b>									
1 79 C. PICCIN / R. DE LUCA	MM Motorsport	Honda Civic Type R	12	26:54.005		130.9	11	2:04.989	141.4
2 8 K. SARTORI	Speed Motor	Bmw 318 E 46	11	25:04.099	1 Lap	128.7	11	2:08.218	137.8
3 7 R. GIANI	Speed Motor	Bmw 318 E 46	11	25:08.203	1 Lap	128.3	10	2:09.144	136.8
4 99 P. VALERI	Speed Motor	Bmw 318 E 46	11	25:08.375	1 Lap	128.3	11	2:09.220	136.8
5 34 P. SCARPELLINI	DC Motorsport	Mitjet 2.0	11	25:25.161	1 Lap	126.9	10	2:10.839	135.1
6 33 R. BORDACCHINI	Speed Motor	Bmw 318 E 46	11	25:50.218	1 Lap	124.9	10	2:14.339	131.6
<b>2C</b>									
1 26 L. GALLO		Mini RS	12	26:58.449		130.5	11	2:06.373	139.8
2 47 A. MARSILIA	Sc. Vesuvio	Renault Clio Cup	11	25:53.215	1 Lap	124.6	5	2:14.148	131.7
3 93 M. ZILETTI		Alfa Romeo 147 Cup	9	27:17.667	3 Laps	96.6	5	2:47.481	105.5

Published at: .....

Track Status: **WET**

Stewards:	Timekeeper: Rapi Andrea	
-----------	----------------------------	--



# Coppa Italia Turismo

## Gruppo Peroni Race 11-12.07.2020

### Race 1 (25 Minutes)

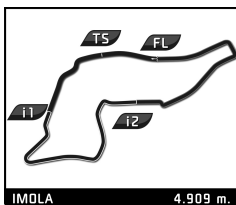
### Final Classification by Division

No Drivers	Team	Car	Laps	Total Time	Gap	Kph	Best Lap		
							Lap	Time	Kph
<b>1</b>									
1	31 F. BORRETT	BMW M3 E36	12	25:05.498		140.3	6	1:54.664	154.1
2	77 A. AIELLO	MM Motorsport Honda Civic Type R FK7 TCR	12	25:09.645	+4.147	139.9	7	1:55.933	152.4
3	118 M. PIGOLI	Butti Motorsport Mittjet 2.0 T	12	25:09.966	+4.468	139.9	12	1:56.314	151.9
4	1 E. BARBOLINI	BF Motorsport Audi RS3 LMS DSG	12	25:15.011	+9.513	139.4	11	1:56.663	151.5
5	72 M. BERGONZINI / M. PAGANINI	BF Motorsport Cupra TCR DSG	12	25:16.038	+10.540	139.3	7	1:56.194	152.1
6	78 D. NARDILLI / .	MM Motorsport Honda Civic Type R FK2 TCR	12	25:19.567	+14.069	139.0	10	1:56.358	151.9
7	225 S. GIARDELLI	BD Racing Cupra TCR	12	25:23.319	+17.821	138.7	10	1:56.994	151.1
8	15 A. DE MATTEO	CALCAGNI Motorsport VW Golf GTI TCR DSG	12	25:24.321	+18.823	138.6	12	1:55.817	152.6
9	3 A. FUMAGALLI / R. FUMAGALLI	Gruppo Piloti Forlivesi BMW E90	12	25:38.554	+33.056	137.3	11	1:58.240	149.5
10	14 W. PUGLIESE	CALCAGNI Motorsport VW Golf GTI TCR DSG	12	25:51.088	+45.590	136.2	6	1:59.630	147.7
11	9 A. REVELLO / F. FABIANI	Cupra TCR DSG	12	25:52.146	+46.648	136.1	7	1:58.831	148.7
12	17 S. QUERCIOLO	ABS Corse Seat Leon Super Copa MKII	12	25:54.160	+48.662	135.9	7	1:58.736	148.8
13	18 F. FIORE	DC Motorsport Audi RS3 LMS DSG	12	26:42.080	+1'36.582	131.8	12	2:02.352	144.4
<b>■ Not classified</b>									
	95 P. MOSCONE / L. ATTIANESE	CALCAGNI Motorsport VW Golf GTI TCR DSG	7	15:38.407			7	1:58.714	148.9
	37 A. DE AMBROGGI	Butti Motorsport Mittjet 2.0 T	6	13:41.850			6	1:59.239	148.2
	69 F. RAFFAELE	BF Motorsport Audi RS3 TCR Seq							
<b>2</b>									
1	23 D. DI FABIO	AC Racing	12	26:01.196		135.3	6	2:01.089	145.9
2	21 A. CIOFFI	AC Racing	12	26:14.893	+13.697	134.1	10	2:02.641	144.1
3	79 C. PICCIN / R. DE LUCA	MM Motorsport Honda Civic Type R	12	26:54.005	+52.809	130.9	11	2:04.989	141.4
4	26 L. GALLO	Mini RS	12	26:58.449	+57.253	130.5	11	2:06.373	139.8
5	25 . / F. UGUCCIONI	Clio Cup IV	12	27:12.967	+1'11.771	129.3	11	2:08.150	137.9
6	8 K. SARTORI	Speed Motor Bmw 318 E 46	11	25:04.099		128.7	11	2:08.218	137.8
7	7 R. GIANI	Speed Motor Bmw 318 E 46	11	25:08.203		128.3	10	2:09.144	136.8
8	99 P. VALERI	Speed Motor Bmw 318 E 46	11	25:08.375		128.3	11	2:09.220	136.8
9	34 P. SCARPELLINI	DC Motorsport Mittjet 2.0	11	25:25.161		126.9	10	2:10.839	135.1
10	33 R. BORDACCHINI	Speed Motor Bmw 318 E 46	11	25:50.218		124.9	10	2:14.339	131.6
11	47 A. MARSILIA	Sc. Vesuvio Renault Clio Cup	11	25:53.215		124.6	5	2:14.148	131.7
12	93 M. ZILETTI	Alfa Romeo 147 Cup	9	27:17.667		96.6	5	2:47.481	105.5

Published at: .....

Track Status: **WET**

Stewards:	Timekeeper: Rapi Andrea	
-----------	----------------------------	--



# Coppa Italia Turismo

## Gruppo Peroni Race 11-12.07.2020

### Race 1 (25 Minutes)

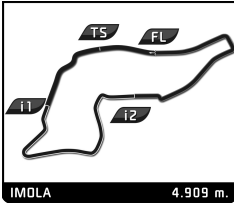
### Final Classification by Group

No Drivers	Team	Car	Laps	Total Time	Gap	Kph	Best Lap			
							Lap	Time	Kph	
<b>24Hr Special 2.0</b>										
1	79 C. PICCIN / R. DE LUCA	MM Motorsport	Honda Civic Type R	12	26:54.005		130.9	11	2:04.989	141.4
<b>Clio Cup</b>										
1	25. / F. UGUCCIONI		Clio Cup IV	12	27:12.967		129.3	11	2:08.150	137.9
<b>E1</b>										
1	31 F. BORRETT		BMW M3 E36	12	25:05.498		140.3	6	1:54.664	154.1
2	3 A. FUMAGALLI / R. FUMAGALLI	Gruppo Piloti Forlivesi	BMW E90	12	25:38.554	+33.056	137.3	11	1:58.240	149.5
<b>Mini Challenge</b>										
1	23 D. DI FABIO	AC Racing		12	26:01.196		135.3	6	2:01.089	145.9
2	21 A. CIOFFI	AC Racing		12	26:14.893	+13.697	134.1	10	2:02.641	144.1
<b>Mitjet 2.0</b>										
1	34 P. SCARPELLINI	DC Motorsport	Mitjet 2.0	11	25:25.161		126.9	10	2:10.839	135.1
<b>Mitjet T.</b>										
1	118 M. PIGOLI	Butti Motorsport	Mitjet 2.0 T	12	25:09.966		139.9	12	1:56.314	151.9
<b>Not classified</b>										
	37 A. DE AMBROGGI	Butti Motorsport	Mitjet 2.0 T	6	13:41.850			6	1:59.239	148.2
<b>Racing Start Plus</b>										
1	26 L. GALLO		Mini RS	12	26:58.449		130.5	11	2:06.373	139.8
2	47 A. MARSILIA	Sc. Vesuvio	Renault Clio Cup	11	25:53.215	1 Lap	124.6	5	2:14.148	131.7
3	93 M. ZILETTI		Alfa Romeo 147 Cup	9	27:17.667	3 Laps	96.6	5	2:47.481	105.5
<b>Seat Supercopa</b>										
1	17 S. QUERCIOLI	ABS Corse	Seat Leon Super Copa MKII	12	25:54.160		135.9	7	1:58.736	148.8
<b>TCR</b>										
1	77 A. AIELLO	MM Motorsport	Honda Civic Type R FK7 TCR	12	25:09.645		139.9	7	1:55.933	152.4
2	78 D. NARDILLI / .	MM Motorsport	Honda Civic Type R FK2 TCR	12	25:19.567	+9.922	139.0	10	1:56.358	151.9
<b>Not classified</b>										
	69 F. RAFFAELE	BF Motorsport	Audi RS3 TCR Seq							
<b>TCR DSG</b>										
1	1 E. BARBOLINI	BF Motorsport	Audi RS3 LMS DSG	12	25:15.011		139.4	11	1:56.663	151.5
2	72 M. BERGONZINI / M. PAGANINI	BF Motorsport	Cupra TCR DSG	12	25:16.038	+1.027	139.3	7	1:56.194	152.1
3	225 S. GIARDELLI	BD Racing	Cupra TCR	12	25:23.319	+8.308	138.7	10	1:56.994	151.1
4	15 A. DE MATTEO	CALCAGNI Motorsport	VW Golf GTI TCR DSG	12	25:24.321	+9.310	138.6	12	1:55.817	152.6
5	14 W. PUGLIESE	CALCAGNI Motorsport	VW Golf GTI TCR DSG	12	25:51.088	+36.077	136.2	6	1:59.630	147.7
6	9 A. REVELLO / F. FABIANI		Cupra TCR DSG	12	25:52.146	+37.135	136.1	7	1:58.831	148.7
7	18 F. FIORE	DC Motorsport	Audi RS3 LMS DSG	12	26:42.080	+1:27.069	131.8	12	2:02.352	144.4
<b>Not classified</b>										
	95 P. MOSCONE / L. ATTIANESE	CALCAGNI Motorsport	VW Golf GTI TCR DSG	7	15:38.407			7	1:58.714	148.9
<b>Trofeo 318</b>										
1	8 K. SARTORI	Speed Motor	Bmw 318 E 46	11	25:04.099		128.7	11	2:08.218	137.8
2	7 R. GIANI	Speed Motor	Bmw 318 E 46	11	25:08.203	+4.104	128.3	10	2:09.144	136.8
3	99 P. VALERI	Speed Motor	Bmw 318 E 46	11	25:08.375	+4.276	128.3	11	2:09.220	136.8
4	33 R. BORDACCHINI	Speed Motor	Bmw 318 E 46	11	25:50.218	+46.119	124.9	10	2:14.339	131.6

Published at: .....

Track Status: **WET**

Stewards:	Timekeeper: Rapi Andrea	
-----------	----------------------------	--



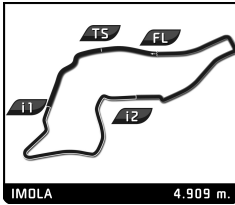
# Coppa Italia Turismo

## Gruppo Peroni Race 11-12.07.2020

### Race 1

### Lap Chart

		Lap												
No	Pos	Grid	1	2	3	4	5	6	7	8	9	10	11	12
77	<b>1</b>	77	118	118	118	118	77	77	77	31	31	31	31	31
1	<b>2</b>	1	77	77	77	77	118	118	31	77	77	77	77	77
118	<b>3</b>	118	1	1	1	1	1	31	118	118	118	118	118	118
225	<b>4</b>	225	225	225	225	225	31	1	1	1	1	1	1	1
69	<b>5</b>	69	17	17	17	31	225	72	72	72	72	72	72	72
78	<b>6</b>	78	95	78	78	17	72	225	225	78	78	78	78	78
72	<b>7</b>	72	78	95	95	78	78	78	78	225	225	225	225	225
95	<b>8</b>	95	72	72	72	72	17	17	17	15	15	15	15	15
31	<b>9</b>	31	31	31	31	95	95	95	95	17	17	3	3	3
17	<b>10</b>	17	37	37	37	37	9	15	15	9	9	14	14	14
9	<b>11</b>	9	3	3	3	9	15	9	9	3	3	17	9	9
3	<b>12</b>	3	9	9	9	3	37	37	3	14	14	9	17	17
14	<b>13</b>	14	21	14	14	15	3	3	14	23	23	23	23	23
37	<b>14</b>	37	14	21	21	14	14	14	23	21	21	21	21	21
23	<b>15</b>	23	26	26	26	21	21	23	21	18	18	18	18	18
21	<b>16</b>	21	23	23	23	23	23	21	26	26	79	79	79	79
25	<b>17</b>	25	15	15	15	26	26	26	79	79	26	26	26	26
26	<b>18</b>	26	25	25	25	25	79	79	18	25	25	25	25	25
99	<b>19</b>	99	7	7	7	79	18	18	25	8	8	8	8	8
8	<b>20</b>	8	99	99	99	7	25	25	7	99	99	7	7	7
7	<b>21</b>	7	79	79	79	18	7	7	8	7	7	99	99	99
79	<b>22</b>	79	8	8	8	99	99	8	99	34	34	34	34	34
34	<b>23</b>	34	18	34	34	8	8	99	34	47	47	33	33	33
33	<b>24</b>	33	34	18	18	34	34	34	47	33	33	47	47	47
47	<b>25</b>	47	33	33	33	33	33	47	33	93	93			
93	<b>26</b>	93	47	47	47	47	47	33	93					
15	<b>27</b>	15	93	93	93	93	93	93						
18	<b>28</b>	18												



## Coppa Italia Turismo

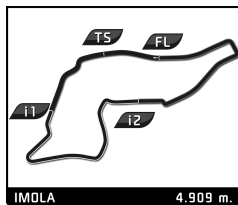
### Gruppo Peroni Race 11-12.07.2020

#### Race 1

#### Best Sector Times

Sector 1		Sector 2		Sector 3		No Team	Class	Ideal Lap	Best Lap
No Driver	Time	No Driver	Time	No Driver	Time				
1	72 M.BERGONZINI	24.407	31 F.BORRETT	37.661	31 F.BORRETT	52.582	1B	1:54.664	1:54.664 (1)
2	31 F.BORRETT	24.421	118 M.PIGOLI	37.900	77 A.AIELLO	53.083	2	15 CALCAGNI Motorsport	1A 1:55.749 1:55.817 (2)
3	77 A.AIELLO	24.425	225 S.GIARDELLI	38.029	15 A.DE MATTEO	53.167	3	77 MM Motorsport	1A 1:55.783 1:55.933 (3)
4	15 A.DE MATTEO	24.434	72 M.BERGONZINI	38.074	78 D.NARDILLI	53.383	4	118 Butti Motorsport	1B 1:55.915 1:56.314 (5)
5	1 E.BARBOLINI	24.449	15 A.DE MATTEO	38.148	118 M.PIGOLI	53.406	5	72 BF Motorsport	1A 1:55.917 1:56.194 (4)
6	78 D.NARDILLI	24.517	1 E.BARBOLINI	38.176	72 M.BERGONZINI	53.436	6	78 MM Motorsport	1A 1:56.083 1:56.358 (6)
7	118 M.PIGOLI	24.609	78 D.NARDILLI	38.183	1 E.BARBOLINI	53.766	7	1 BF Motorsport	1A 1:56.391 1:56.663 (7)
8	225 S.GIARDELLI	24.664	77 A.AIELLO	38.275	3 R.FUMAGALLI	54.118	8	225 BD Racing	1A 1:56.827 1:56.994 (8)
9	9 F.FABIANI	24.734	3 R.FUMAGALLI	38.772	225 S.GIARDELLI	54.134	9	3 Gruppo Piloti Forlivesi	1B 1:57.905 1:58.240 (9)
10	95 L.LATTIANESE	24.809	37 A.DE AMBROGGI	38.819	9 F.FABIANI	54.232	10	9	1A 1:58.082 1:58.831 (12)
11	17 S.QUERCIOLO	24.930	95 L.LATTIANESE	38.819	14 W.PUGLIESE	54.571	11	95 CALCAGNI Motorsport	1A 1:58.328 1:58.714 (10)
12	3 R.FUMAGALLI	25.015	14 W.PUGLIESE	38.911	17 S.QUERCIOLO	54.582	12	14 CALCAGNI Motorsport	1A 1:58.647 1:59.630 (14)
13	14 W.PUGLIESE	25.165	9 F.FABIANI	39.116	95 L.LATTIANESE	54.700	13	17 ABS Corse	1C 1:58.736 1:58.736 (11)
14	37 A.DE AMBROGGI	25.525	17 S.QUERCIOLO	39.224	37 A.DE AMBROGGI	54.895	14	37 Butti Motorsport	1B 1:59.239 1:59.239 (13)
15	23 D.DI FABIO	25.715	23 D.DI FABIO	39.506	23 D.DI FABIO	55.315	15	23 AC Racing	2A 2:00.536 2:01.089 (15)
16	21 A.CIOFFI	26.064	21 A.CIOFFI	40.154	18 F.FIORE	55.354	16	18 DC Motorsport	1A 2:01.976 2:02.352 (16)
17	18 F.FIORE	26.213	18 F.FIORE	40.409	21 A.CIOFFI	56.017	17	21 AC Racing	2A 2:02.235 2:02.641 (17)
18	79 C.PICCIN	26.628	79 C.PICCIN	40.743	79 C.PICCIN	56.763	18	79 MM Motorsport	2B 2:04.134 2:04.989 (18)
19	26 L.GALLO	26.709	26 L.GALLO	41.186	26 L.GALLO	57.436	19	26	2C 2:05.331 2:06.373 (19)
20	7 R.GIANI	27.429	25 F.UGUCCIONI	41.444	8 K.SARTORI	58.946	20	8 Speed Motor	2B 2:08.060 2:08.218 (21)
21	8 K.SARTORI	27.469	99 P.VALERI	41.566	7 R.GIANI	58.989	21	25	2A 2:08.065 2:08.150 (20)
22	25 F.UGUCCIONI	27.500	8 K.SARTORI	41.645	99 P.VALERI	59.015	22	7 Speed Motor	2B 2:08.110 2:09.144 (22)
23	99 P.VALERI	27.534	7 R.GIANI	41.692	25 F.UGUCCIONI	59.121	23	99 Speed Motor	2B 2:08.115 2:09.220 (23)
24	34 P.SCARPELLINI	27.729	34 P.SCARPELLINI	42.970	34 P.SCARPELLINI	59.705	24	34 DC Motorsport	2B 2:10.404 2:10.839 (24)
25	47 A.MARSILIA	28.769	47 A.MARSILIA	43.158	33 R.BORDACCHINI	1:00.853	25	33 Speed Motor	2B 2:13.034 2:14.339 (26)
26	33 R.BORDACCHINI	28.899	33 R.BORDACCHINI	43.282	47 A.MARSILIA	1:01.477	26	47 Sc. Vesuvio	2C 2:13.404 2:14.148 (25)
27	93 M.ZILETTI	35.125	93 M.ZILETTI	54.632	93 M.ZILETTI	1:17.724	27	93	2C 2:47.481 2:47.481 (27)





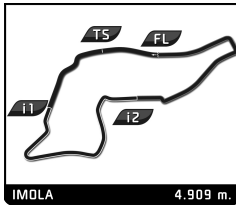
## Coppa Italia Turismo

### Gruppo Peroni Race 11-12.07.2020

#### Race 1

#### Best Top Speed

Team	Car	Class	Top Speed	Top 1 Kph Lap	Top 2 Kph Lap	Top 3 Kph Lap	Top 4 Kph Lap	Top 5 Kph Lap	Avg						
31	BMW M3 E36	1B	F. BORRETT	249.6	12	249.0	6	247.3	10	246.7	11	245.6	9	247,6	
3	Gruppo Piloti Forlivesi	BMW E90	1B	R. FUMAGALLI	245.0	9	242.8	8	242.2	11	232.6	2	225.7	12	237,7
1	BF Motorsport	Audi RS3 LMS DSG	1A	E. BARBOLINI	243.3	12	238.9	9	238.4	11	237.8	10	237.8	7	239,2
17	ABS Corse	Seat Leon Super Copa MKII	1C	S. QUERCIOLO	243.3	6	242.2	7	241.1	8	240.5	5	238.4	2	241,1
72	BF Motorsport	Cupra TCR DSG	1A	M. BERGONZINI	242.8	12	240.0	5	238.4	8	237.8	2	237.8	6	239,4
9		Cupra TCR DSG	1A	F. FABIANI	240.5	7	239.5	9	238.4	2	237.8	6	237.3	8	238,7
15	CALCAGNI Motorsport	VW Golf GTI TCR DSG	1A	A. DE MATTEO	237.8	8	237.3	7	237.3	2	236.8	6	235.7	5	237,0
78	MM Motorsport	Honda Civic Type R FK2 TCR	1A	D. NARDILLI	236.8	2	236.2	5	236.2	6	235.7	12	235.7	11	236,1
225	BD Racing	Cupra TCR	1A	S. GIARDELLI	236.8	7	236.2	9	235.7	11	235.7	8	235.7	12	236,0
14	CALCAGNI Motorsport	VW Golf GTI TCR DSG	1A	W. PUGLIESE	235.2	8	234.7	7	234.7	6	234.2	9	234.2	5	234,6
18	DC Motorsport	Audi RS3 LMS DSG	1A	F. FIORE	235.2	6	232.6	12	232.6	11	231.1	10	230.6	9	232,4
77	MM Motorsport	Honda Civic Type R FK7 TCR	1A	A. AIELLO	234.7	9	234.2	10	233.6	11	233.1	12	233.1	5	233,7
95	CALCAGNI Motorsport	VW Golf GTI TCR DSG	1A	L. ATTIANESE	234.7	6	234.2	7	232.1	2	230.6	5	202.8	4	226,9
118	Butti Motorsport	Mitjet 2.0 T	1B	M. PIGOLI	230.1	11	229.1	8	228.6	7	227.6	6	227.1	12	228,5
37	Butti Motorsport	Mitjet 2.0 T	1B	A. DE AMBROGGI	229.6	6	227.1	2	222.4	5	202.4	4	121.0	3	200,5
21	AC Racing		2A	A. CIOFFI	224.2	5	222.8	10	221.9	7	221.9	8	221.4	9	222,4
23	AC Racing		2A	D. DI FABIO	223.3	2	221.4	5	220.5	12	220.5	11	220.0	7	221,1
26		Mini RS	2C	L. GALLO	221.9	5	221.4	2	219.1	11	217.3	12	215.6	4	219,1
79	MM Motorsport	Honda Civic Type R	2B	C. PICCIN	218.2	7	217.3	6	216.0	11	214.3	12	213.4	5	215,8
25		Clio Cup IV	2A	F. UGUCCIONI	207.5	6	206.7	12	206.7	7	206.3	9	205.1	8	206,5
99	Speed Motor	Bmw 318 E 46	2B	P. VALERI	205.1	8	203.1	6	200.1	11	199.7	7	199.7	9	201,5
34	DC Motorsport	Mitjet 2.0	2B	P. ....	205.1	11	203.9	6	202.4	5	201.6	8	201.6	9	202,9
7	Speed Motor	Bmw 318 E 46	2B	R. GIANI	204.7	10	198.6	8	198.2	6	197.5	9	197.1	7	199,2
8	Speed Motor	Bmw 318 E 46	2B	K. SARTORI	204.3	8	201.2	6	201.2	7	199.3	5	198.2	11	200,8
33	Speed Motor	Bmw 318 E 46	2B	R. BORDACCHINI	201.2	10	197.5	8	196.4	7	195.6	9	193.5	6	196,8
47	Sc. Vesuvio	Renault Clio Cup	2C	A. MARSILIA	200.5	6	199.3	5	198.2	10	197.8	11	196.7	7	198,5
93		Alfa Romeo 147 Cup	2C	M. ZILETTI	169.9	8	169.1	5	167.5	9	157.7	7	151.4	4	163,1
69	BF Motorsport	Audi RS3 TCR Seq	1A												



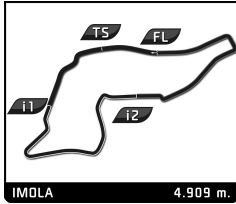
## Coppa Italia Turismo

### Gruppo Peroni Race 11-12.07.2020

#### Race 1

#### Fastest Lap Sequence

Elapsed	No Team	Car	Class	Driver	Time	Kph	Lap
4:21.713	118 Butti Motorsport	Mitjet 2.0 T	1B	Max PIGOLI	2:21.713	124.7	2
4:29.493	3 Gruppo Piloti Forlivesi	BMW E90	1B	Riccardo FUMAGALLI	2:21.577	124.8	2
4:29.722	9	Cupra TCR DSG	1A	Fabio FABIANI	2:21.136	125.2	2
4:31.252	14 CALCAGNI Motorsport	VW Golf GTI TCR DSG	1A	Walter PUGLIESE	2:17.374	128.6	2
9:33.220	118 Butti Motorsport	Mitjet 2.0 T	1B	Max PIGOLI	1:58.177	149.5	4
9:33.444	77 MM Motorsport	Honda Civic Type R FK7 TCR	1A	Alessio AIELLO	1:57.754	150.1	4
11:30.333	77 MM Motorsport	Honda Civic Type R FK7 TCR	1A	Alessio AIELLO	1:56.889	151.2	5
11:33.651	31	BMW M3 E36	1B	Federico BORRETT	1:55.834	152.6	5
13:28.315	31	BMW M3 E36	1B	Federico BORRETT	1:54.664	154.1	6



# Coppa Italia Turismo

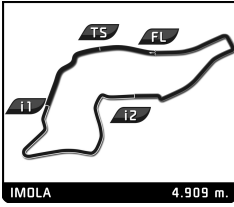
## Gruppo Peroni Race 11-12.07.2020

### Race 1

### Analysis by lap

Lapped 1

No	Lap Time	Gap	No	Lap Time	Gap	No	Lap Time	Gap	No	Lap Time	Gap	No	Lap Time	Gap
<b>Lap 1</b>			93	3:16.788	2:05.323	33	2:17.111	30.862	34	2:11.183	59.114	47	2:15.983	1:44.290
118	2:00.000	0.000	<b>Lap 3</b>			47	2:16.407	32.302	47	2:14.331	1:06.804	33	2:16.059	1:45.213
77	2:00.225	0.225	118	3:13.330		<b>Lap 5</b>			33	2:15.941	1:07.827	<b>Lap 9</b>		
1	2:01.610	1.610	77	3:13.678	0.647	77	1:56.889		93	2:47.481	1 Lap	31	1:56.117	
225	2:02.732	2.732	1	3:11.685	1.312	118	1:57.475	0.362	<b>Lap 7</b>			77	1:56.821	1.457
17	2:04.047	4.047	225	3:11.396	1.565	1	1:57.388	3.174	77	1:55.933		118	1:56.790	1.848
95	2:04.782	4.782	17	3:10.181	1.980	31	1:55.834	3.318	31	1:55.137	0.322	1	1:57.242	6.616
78	2:05.472	5.472	78	3:09.853	2.248	225	1:58.831	5.448	118	1:56.597	0.978	72	1:56.284	7.277
72	2:06.097	6.097	95	3:09.908	2.816	72	1:57.149	6.626	1	1:56.801	6.064	78	1:56.784	12.408
31	2:06.352	6.352	72	3:09.635	2.912	78	1:59.845	9.009	72	1:56.194	6.865	225	1:57.558	14.100
37	2:07.207	7.207	31	3:09.604	3.314	17	2:00.924	9.590	225	1:57.800	9.532	15	1:56.405	17.320
3	2:07.916	7.916	37	3:09.500	3.570	95	1:58.765	9.951	78	1:57.425	11.302	17	2:00.798	22.748
9	2:08.586	8.586	3	3:09.413	3.863	9	1:59.060	10.701	17	1:58.736	14.789	9	2:00.458	23.352
21	2:13.332	13.332	9	3:09.419	4.098	15	1:59.381	11.634	95	1:58.714	15.277	3	1:58.267	23.851
14	2:13.878	13.878	14	3:08.429	4.638	37	2:00.855	12.278	15	1:58.524	15.413	14	1:59.949	29.475
26	2:14.029	14.029	21	3:08.261	4.938	3	2:01.050	12.899	9	1:58.831	16.158	23	2:01.784	38.356
23	2:14.433	14.433	26	3:01.391	5.355	14	2:00.605	14.754	3	2:00.639	19.650	21	2:03.701	48.844
15	2:15.695	15.695	23	3:01.422	5.665	21	2:03.078	19.159	14	2:01.204	22.791	18	2:08.928	1:16.026
25	2:18.148	18.148	15	3:01.166	5.851	23	2:02.755	19.296	23	2:01.521	29.109	79	2:10.207	1:20.578
7	2:20.415	20.415	25	3:01.999	7.097	26	2:06.815	25.022	21	2:03.483	34.003	26	2:10.720	1:20.611
99	2:21.099	21.099	7	2:53.854	9.738	79	2:05.807	31.784	26	2:08.462	47.499	25	2:09.133	1:28.360
79	2:21.703	21.703	99	2:53.783	10.155	18	2:08.863	35.524	79	2:05.582	50.093	8	2:08.638	1:30.301
8	2:21.836	21.836	79	2:53.662	10.701	25	2:12.259	35.771	18	2:04.304	50.823	99	2:09.643	1:32.306
18	2:22.791	22.791	8	2:53.565	11.209	7	2:12.137	38.155	25	2:11.746	1:03.335	7	2:09.228	1:32.591
34	2:22.794	22.794	34	2:53.486	11.633	99	2:11.133	38.370	7	2:10.980	1:06.199	34	2:11.296	1:46.196
33	2:26.777	26.777	18	2:53.058	11.884	8	2:10.687	39.256	8	2:10.303	1:06.550	<b>Lap 10</b>		
47	2:31.335	31.335	33	2:52.557	11.928	34	2:12.770	44.795	99	2:09.844	1:06.932	31	1:56.328	
93	3:10.248	1:10.248	47	2:53.102	14.072	33	2:15.001	48.750	34	2:13.615	1:16.796	77	1:57.471	2.600
<b>Lap 2</b>			93	2:54.462	1:46.455	47	2:14.148	49.337	47	2:15.165	1:26.036	118	1:57.446	2.966
118	2:21.713		<b>Lap 4</b>			93	3:12.166	1 Lap	33	2:14.989	1:26.883	1	1:56.948	7.236
77	2:21.787	0.299	118	1:58.177		<b>Lap 6</b>			8	2:10.303	1:06.550	47	2:15.776	1 Lap
1	2:23.060	2.957	77	1:57.754	0.224	77	1:56.864		8	2:10.303	1:06.550	72	1:56.682	7.631
225	2:22.480	3.499	1	1:59.764	2.899	118	1:56.816	0.314	118	1:57.926	1.175	33	2:15.248	1 Lap
17	2:22.795	5.129	225	2:00.342	3.730	31	1:54.664	1.118	1	1:57.156	5.491	78	1:56.358	12.438
78	2:21.966	5.725	31	1:59.460	4.597	1	1:58.886	5.196	72	1:57.974	7.110	225	1:56.994	14.766
95	2:23.169	6.238	17	2:01.976	5.779	72	1:56.842	6.604	78	1:58.168	11.741	93	3:03.712	3 Laps
72	2:22.223	6.607	78	2:02.206	6.277	225	1:59.081	7.665	15	1:57.926	1.175	15	1:57.043	18.035
31	2:22.401	7.040	72	2:01.855	6.590	78	1:57.665	9.810	1	1:57.156	5.491	3	2:00.349	27.872
37	2:21.906	7.400	95	2:03.660	8.299	17	1:59.260	11.986	72	1:57.974	7.110	14	2:04.052	37.199
3	2:21.577	7.780	37	2:03.143	8.536	95	1:59.409	12.496	78	1:58.168	11.741	17	2:11.256	37.676
9	2:21.136	8.009	9	2:02.833	8.754	15	1:58.052	12.822	15	1:59.348	17.032	9	2:12.311	39.335
14	2:17.374	9.539	3	2:03.276	8.962	9	1:59.423	13.260	17	2:01.007	18.067	23	2:01.762	43.790
21	2:18.388	10.007	15	2:01.692	9.366	37	1:59.239	14.653	9	2:00.582	19.011	21	2:02.641	55.157
26	2:24.978	17.294	14	2:04.801	11.262	15	1:58.909	14.944	3	1:59.780	21.701	18	2:03.548	1:23.246
23	2:24.853	17.573	21	2:06.433	13.194	3	1:58.909	14.944	14	2:00.581	25.643	79	2:05.093	1:29.343
15	2:24.033	18.015	23	2:06.166	13.654	14	1:59.630	17.520	23	2:01.309	32.689	26	2:07.536	1:31.819
25	2:21.993	18.428	26	2:08.142	15.320	23	2:01.089	23.521	21	2:04.986	41.260	25	2:09.151	1:41.183
7	2:30.512	29.214	25	2:11.705	20.625	21	2:04.158	26.453	18	2:10.121	1:03.215	8	2:08.604	1:42.577
99	2:30.316	29.702	79	2:10.566	23.090	26	2:06.812	34.970	93	3:05.149	2 Laps	7	2:09.144	1:45.407
79	2:30.379	30.369	7	2:11.570	23.131	79	2:05.524	40.444	26	2:16.238	1:06.008	99	2:09.873	1:45.851
8	2:30.851	30.974	18	2:10.067	23.774	18	2:03.792	42.452	79	2:14.124	1:06.488	<b>Lap 11</b>		
34	2:30.396	31.477	99	2:12.372	24.350	25	2:08.615	47.522	25	2:09.738	1:15.344	31	1:55.970	
18	2:31.078	32.156	8	2:12.650	25.682	7	2:09.861	51.152	8	2:08.959	1:17.780	77	1:57.393	4.023
33	2:27.637	32.701	34	2:15.682	29.138	8	2:09.788	52.180	99	2:09.577	1:18.780			
47	2:24.678	34.300				99	2:11.515	53.021	7	2:11.010	1:19.480			
									34	2:11.950	1:31.017			



# Coppa Italia Turismo

## Gruppo Peroni Race 11-12.07.2020

### Race 1

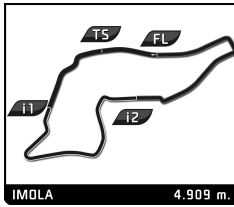
### Analysis by lap

Lapped ■

No	Lap Time	Gap	No	Lap Time	Gap	No	Lap Time	Gap	No	Lap Time	Gap
118	1:57.382	4.378									
<b>34</b>	2:10.839	1 Lap									
1	1:56.663	7.929									
72	1:56.425	8.086									
78	1:56.653	13.121									
225	1:57.834	16.630									
15	1:57.165	19.230									
<b>33</b>	2:14.339	1 Lap									
<b>47</b>	2:16.934	1 Lap									
3	1:58.240	30.142									
14	2:00.911	42.140									
9	2:00.230	43.595									
17	2:03.784	45.490									
23	2:02.371	50.191									
21	2:03.594	1:02.781									
<b>93</b>	2:54.647	3 Laps									
18	2:03.178	1:30.454									
79	2:04.989	1:38.362									
26	2:06.373	1:42.222									
25	2:08.150	1:53.363									
8	2:08.218	1:54.825									

#### Lap 12

31	1:56.224	
<b>7</b>	2:09.492	1 Lap
<b>99</b>	2:09.220	1 Lap
77	1:56.348	4.147
118	1:56.314	4.468
1	1:57.808	9.513
72	1:58.678	10.540
78	1:57.172	14.069
225	1:57.415	17.821
15	1:55.817	18.823
<b>34</b>	2:11.150	1 Lap
3	1:59.138	33.056
<b>33</b>	2:14.559	1 Lap
14	1:59.674	45.590
9	1:59.277	46.648
<b>47</b>	2:15.356	1 Lap
17	1:59.396	48.662
23	2:01.731	55.698
21	2:02.838	1:09.395
18	2:02.352	1:36.582
79	2:06.369	1:48.507
26	2:06.953	1:52.951
25	2:10.330	2:07.469
<b>93</b>	2:53.014	3 Laps



# Coppa Italia Turismo

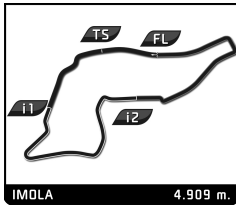
## Gruppo Peroni Race 11-12.07.2020

### Race 1

## Sector Analysis

— Invalidated Lap    ■ Personal Best    ■ Session Best    B Crossing the finish line in the pit lane

Lap	D	Time	Sector 1	Sector 2	Sector 3	T.Spd	Elapsed	Lap	D	Time	Sector 1	Sector 2	Sector 3	T.Spd	Elapsed			
<b>1</b>	<b>BF Motorsport</b> Audi RS3 LMS DSG							1A	7	1	2:10.303	28.342	<b>41.645</b>	1:00.316	201.2	16:29.680		
	8	1	2:08.959	27.565	42.106	59.288	204.3		18:38.639									
	9	1	2:08.638	27.597	41.862	59.179	197.5		20:47.277									
	10	1	2:08.604	27.567	41.751	59.286	197.8		22:55.881									
	11	1	<b>2:08.218</b>	27.579	41.693	<b>58.946</b>	198.2		25:04.099									
	1	1	2:01.610	27.459	39.601	54.550			2:01.610									
	2	1	2:23.060	25.418	53.331	1:04.311	237.3		4:24.670									
	3	1	3:11.685	37.576	1:06.063	1:28.046	156.1		7:36.355									
	4	1	1:59.764	26.594	38.419	54.751	218.2		9:36.119									
	5	1	1:57.388	24.838	38.195	54.355	237.3		11:33.507									
	6	1	1:58.886	25.801	38.887	54.198	237.3		13:32.393									
	7	1	1:56.801	<b>24.449</b>	38.369	53.983	237.8		15:29.194									
	8	1	1:57.156	24.772	38.288	54.096	237.3		17:26.350									
9	1	1:57.242	24.517	<b>38.176</b>	54.549	238.9	19:23.592											
10	1	1:56.948	24.920	38.262	<b>53.766</b>	237.8	21:20.540											
11	1	<b>1:56.663</b>	24.513	38.196	53.954	238.4	23:17.203											
12	1	1:57.808	24.798	38.677	54.333	243.3	25:15.011											
<b>3</b>	<b>Gruppo Piloti Forlivesi</b> BMW E90							1B	1	2	2:07.916	31.467	40.492	55.957		2:07.916		
	2	2	2:21.577	25.901	54.611	1:01.065	232.6		4:29.493									
	3	2	3:09.413	37.338	1:06.463	1:25.612	118.3		7:38.906									
	4	2	2:03.276	28.454	40.195	54.627	199.3		9:42.182									
	5	2	2:01.050	26.140	40.792	<b>54.118</b>	222.4		11:43.232									
	6	2	1:58.909	25.390	39.039	54.480	220.5		13:42.141									
	7	2	2:00.639	27.534	<b>38.772</b>	54.333	210.0		15:42.780									
	8	2	1:59.780	25.548	39.388	54.844	242.8		17:42.560									
	9	2	1:58.267	<b>25.015</b>	38.878	54.374	245.0		19:40.827									
	10	2	2:00.349	25.562	39.279	55.508	213.0		21:41.176									
	11	2	<b>1:58.240</b>	25.042	38.967	54.231	242.2		23:39.416									
	12	2	1:59.138	25.468	39.536	54.134	225.7		25:38.554									
	<b>7</b>	<b>Speed Motor</b> Bmw 318 E 46							2B	1	1	2:20.415	35.375	43.705	1:01.335		2:20.415	
2		1	2:30.512	31.988	49.844	1:08.680	171.5	4:50.927										
3		1	2:53.854	31.508	56.990	1:25.356	167.5	7:44.781										
4		1	2:11.570	28.885	42.310	1:00.375	188.3	9:56.351										
5		1	2:12.137	28.432	43.508	1:00.197	197.1	12:08.488										
6		1	2:09.861	28.043	42.083	59.735	198.2	14:18.349										
7		1	2:10.980	28.538	42.214	1:00.228	197.1	16:29.329										
8		1	2:11.010	27.905	43.810	59.295	198.6	18:40.339										
9		1	2:09.228	<b>27.429</b>	<b>42.810</b>	<b>58.989</b>	197.5	20:49.567										
10		1	<b>2:09.144</b>	27.805	42.123	59.216	204.7	22:58.711										
11		1	2:09.492	27.638	<b>41.692</b>	1:00.162	197.1	25:08.203										
<b>8</b>		<b>Speed Motor</b> Bmw 318 E 46								2B	1	1	2:21.836	35.314	44.127	1:02.395		2:21.836
		2	1	2:30.851	33.665	48.977	1:08.209	154.1			4:52.687							
	3	1	2:53.565	31.720	57.588	1:24.257	158.0	7:46.252										
	4	1	2:12.650	29.584	43.199	59.867	189.3	9:58.902										
	5	1	2:10.687	<b>27.469</b>	42.649	1:00.569	199.3	12:09.589										
	6	1	2:09.788	27.660	42.122	1:00.006	201.2	14:19.377										
	<b>9</b>	<b>1. Alessandro REVELLO</b> Cupra TCR DSG							1A		1	2	2:08.586	32.097	41.064	55.425		2:08.586
		2	2	2:21.136	25.881	54.962	1:00.293	238.4			4:29.722							
		3	2	3:09.419	37.781	1:06.661	1:24.977	114.3			7:39.141							
		4	2	2:02.833	27.754	40.024	55.055	217.8			9:41.974							
5		2	1:59.060	25.407	39.335	54.318	225.2	11:41.034										
6		2	1:59.423	25.086	40.105	<b>54.232</b>	237.8	13:40.457										
7		2	<b>1:58.831</b>	24.958	<b>39.116</b>	54.757	240.5	15:39.288										
8		2	2:00.582	25.445	40.703	54.434	237.3	17:39.870										
9		2	2:00.458	<b>24.734</b>	39.967	55.757	239.5	19:40.328										
10		2	2:12.311	25.280	39.513	1:07.518	234.7	21:52.639										
11		2	2:00.230	25.897	39.741	54.592	230.6	23:52.869										
12		2	1:59.277	25.179	39.502	54.596	230.6	25:52.146										
<b>14</b>		<b>CALCAGNI Motorsport</b> VW Golf GTI TCR DSG								1A	1	1	2:13.878	33.652	42.106	58.120		2:13.878
	2	1	2:17.374	26.422	51.083	59.869	230.1	4:31.252										
	3	1	3:08.429	37.280	1:06.382	1:24.767	120.0	7:39.681										
	4	1	2:04.801	27.982	41.221	55.598	219.1	9:44.482										
	5	1	2:00.605	25.572	40.130	54.903	234.2	11:45.087										
	6	1	<b>1:59.630</b>	<b>25.165</b>	39.523	54.942	234.7	13:44.717										
	7	1	2:01.204	26.947	39.495	54.762	234.7	15:45.921										
	8	1	2:00.581	25.361	39.648	55.572	235.2	17:46.502										
	9	1	1:59.949	25.524	39.441	54.984	234.2	19:46.451										
	10	1	2:04.052	25.290	39.156	59.606	231.6	21:50.503										
	11	1	2:00.911	27.172	39.168	<b>54.571</b>	230.6	23:51.414										
	12	1	1:59.674	25.279	<b>38.911</b>	55.484	232.6	25:51.088										
	<b>15</b>	<b>CALCAGNI Motorsport</b> VW Golf GTI TCR DSG							1A		1	1	2:15.695	39.246	40.518	55.931		2:15.695
2		1	2:24.033	27.555	52.178	1:04.300	237.3	4:39.728										
3		1	3:01.166	32.140	1:06.272	1:22.754	151.0	7:40.894										
4		1	2:01.692	27.321	39.732	54.639	229.6	9:42.586										
5		1	1:59.381	25.916	39.828	53.637	235.7	11:41.967										
6		1	1:58.052	<b>24.434</b>	39.199	54.419	236.8	13:40.019										
7		1	1:58.524	24.601	39.307	54.616	237.3	15:38.543										
8		1	1:59.348	25.757	39.856	53.735	237.8	17:37.891										
9		1	1:56.405	24.456	38.327	53.622	233.1	19:34.296										
10		1	1:57.043	24.633	38.519	53.891	233.6	21:31.339										
11		1	1:57.165	24.567	38.727	53.871	233.1	23:28.504										
12		1	<b>1:55.817</b>	24.502	<b>38.148</b>	<b>53.167</b>	234.7	25:24.321										
<b>17</b>		<b>ABS Corse</b> Seat Leon Super Copa MKII								1C	1	1	2:10.303	28.342	41.645	1:00.316	201.2	16:29.680
	8	1	2:08.959	27.565	42.106	59.288	204.3	18:38.639										



# Coppa Italia Turismo

## Gruppo Peroni Race 11-12.07.2020

### Race 1

## Sector Analysis

— Invalidated Lap    ■ Personal Best    ■ Session Best    B Crossing the finish line in the pit lane

Lap	D	Time	Sector 1	Sector 2	Sector 3	T.Spd	Elapsed	Lap	D	Time	Sector 1	Sector 2	Sector 3	T.Spd	Elapsed
1	1	2:04.047	28.737	39.927	55.383		2:04.047	10	1	2:01.762	25.819	39.850	56.093	218.7	21:57.094
2	1	2:22.795	26.006	53.967	1:02.822	238.4	4:26.842	11	1	2:02.371	25.764	40.222	56.385	220.5	23:59.465
3	1	3:10.181	36.705	1:05.766	1:27.710	145.2	7:37.023	12	1	2:01.731	26.005	39.971	55.755	220.5	26:01.196
4	1	2:01.976	26.930	39.926	55.120	218.2	9:38.999								
5	1	2:00.924	25.390	39.765	55.769	240.5	11:39.923								
6	1	1:59.260	25.081	39.532	54.647	243.3	13:39.183								
7	1	<b>1:58.736</b>	<b>24.930</b>	<b>39.224</b>	<b>54.582</b>	242.2	15:37.919								
8	1	2:01.007	25.475	40.537	54.995	241.1	17:38.926								
9	1	2:00.798	25.194	39.601	56.003	237.3	19:39.724								
10	1	2:11.256	25.465	39.420	1:06.371	236.8	21:50.980								
11	1	2:03.784	27.695	40.546	55.543	237.8	23:54.764								
12	1	1:59.396	25.180	39.372	54.844	236.2	25:54.160								

18

**DC Motorsport**  
 Audi RS3 LMS DSG  
 1.Fiorello FIORE 1A

1	1	2:22.791	41.580	42.614	58.597		2:22.791
2	1	2:31.078	34.321	49.043	1:07.714	148.4	4:53.869
3	1	2:53.058	32.708	57.264	1:23.086	162.1	7:46.927
4	1	2:10.067	29.164	42.305	58.598	202.8	9:56.994
5	1	2:08.863	27.103	42.680	59.080	213.0	12:05.857
6	1	2:03.792	26.527	40.616	56.649	235.2	14:09.649
7	1	2:04.304	26.646	40.929	56.729	222.8	16:13.953
8	1	2:10.121	27.198	42.070	1:00.853	204.3	18:24.074
9	1	2:08.928	30.486	41.109	57.333	230.6	20:33.002
10	1	2:03.548	26.253	40.911	56.384	231.1	22:36.550
11	1	2:03.178	26.378	<b>40.409</b>	56.391	232.6	24:39.728
12	1	<b>2:02.352</b>	<b>26.213</b>	40.785	<b>55.354</b>	232.6	26:42.080

21

**AC Racing**  
 1.Alberto CIOFFI 2A

1	1	2:13.332	33.397	41.757	58.178		2:13.332
2	1	2:18.388	27.591	51.048	59.749	219.1	4:31.720
3	1	3:08.261	37.440	1:06.509	1:24.312	116.8	7:39.981
4	1	2:06.433	28.363	41.136	56.934	212.1	9:46.414
5	1	2:03.078	26.343	40.718	<b>56.017</b>	224.2	11:49.492
6	1	2:04.158	26.922	40.716	56.520	219.6	13:53.650
7	1	2:03.483	27.054	40.218	56.211	221.9	15:57.133
8	1	2:04.986	26.661	41.160	57.165	221.9	18:02.119
9	1	2:03.701	26.630	40.249	56.822	221.4	20:05.820
10	1	<b>2:02.641</b>	26.095	40.334	56.212	222.8	22:08.461
11	1	2:03.594	26.524	<b>40.154</b>	56.916	220.0	24:12.055
12	1	2:02.838	<b>26.064</b>	40.306	56.468	220.5	26:14.893

23

**AC Racing**  
 1.Diego DI FABIO 2A

1	1	2:14.433	34.047	42.231	58.155		2:14.433
2	1	2:24.853	28.308	52.261	1:04.284	223.3	4:39.286
3	1	3:01.422	31.944	1:05.917	1:23.561	159.4	7:40.708
4	1	2:06.166	28.511	41.528	56.127	214.7	9:46.874
5	1	2:02.755	26.171	40.780	55.804	221.4	11:49.629
6	1	<b>2:01.089</b>	26.268	<b>39.506</b>	<b>55.315</b>	220.0	13:50.718
7	1	2:01.521	26.047	39.828	55.646	220.0	15:52.239
8	1	2:01.309	<b>25.715</b>	39.929	55.665	219.6	17:53.548
9	1	2:01.784	25.834	40.063	55.887	219.6	19:55.332

25

**Clio Cup IV**  
 2A  
 2.Federico UGUCCIONI

1	2	2:18.148	34.139	43.776	1:00.233		2:18.148
2	2	2:21.993	28.938	49.224	1:03.831	193.8	4:40.141
3	2	3:01.999	32.482	1:06.085	1:23.432	146.8	7:42.140
4	2	2:11.705	28.748	42.368	1:00.589	200.5	9:53.845
5	2	2:12.259	28.601	43.920	59.738	201.6	12:06.104
6	2	2:08.615	27.798	41.657	59.160	207.5	14:14.719
7	2	2:11.746	28.740	42.473	1:00.533	206.7	16:26.465
8	2	2:09.738	28.678	41.775	59.285	205.1	18:36.203
9	2	2:09.133	27.869	41.523	59.741	206.3	20:45.336
10	2	2:09.151	28.149	<b>41.444</b>	59.558	205.1	22:54.487
11	2	<b>2:08.150</b>	<b>27.500</b>	41.529	<b>59.121</b>	204.7	25:02.637
12	2	2:10.330	27.655	42.139	1:00.536	206.7	27:12.967

26

**Mini RS**  
 2C  
 1.Luigi GALLO

1	1	2:14.029	33.039	41.673	59.317		2:14.029
2	1	2:24.978	28.350	52.074	1:04.554	221.4	4:39.007
3	1	3:01.391	31.565	1:05.889	1:23.937	157.7	7:40.398
4	1	2:08.142	28.612	42.094	<b>57.436</b>	215.6	9:48.540
5	1	2:06.815	26.959	41.712	58.144	221.9	11:55.355
6	1	2:06.812	27.048	41.556	58.208	208.8	14:02.167
7	1	2:08.462	28.271	41.869	58.322	206.3	16:10.629
8	1	2:16.238	28.400	42.122	1:05.716	215.6	18:26.867
9	1	2:10.720	31.176	41.467	58.077	174.4	20:37.587
10	1	2:07.536	27.645	<b>41.186</b>	58.705	209.6	22:45.123
11	1	<b>2:06.373</b>	<b>26.709</b>	41.516	58.148	219.1	24:51.496
12	1	2:06.953	26.785	41.540	58.628	217.3	26:58.449

31

**BMW M3 E36**  
 1B  
 1.Federico BORRETT

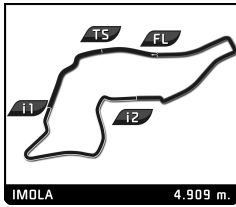
1	1	2:06.352	31.033	40.146	55.173		2:06.352
2	1	2:22.401	26.224	54.475	1:01.702	216.4	4:28.753
3	1	3:09.604	37.065	1:06.084	1:26.455	130.8	7:38.357
4	1	1:59.460	26.589	39.185	53.686	224.2	9:37.817
5	1	1:55.834	24.749	37.910	53.175	237.3	11:33.651
6	1	<b>1:54.664</b>	<b>24.421</b>	<b>37.661</b>	<b>52.582</b>	249.0	13:28.315
7	1	1:55.137	24.527	37.968	52.642	222.4	15:23.452
8	1	1:57.407	24.925	39.055	53.427	229.6	17:20.859
9	1	1:56.117	24.733	37.723	53.661	245.6	19:16.976
10	1	1:56.328	24.628	38.142	53.558	247.3	21:13.304
11	1	1:55.970	24.585	38.081	53.304	246.7	23:09.274
12	1	1:56.224	24.662	38.074	53.488	249.6	25:05.498

33

**Speed Motor**  
 Bmw 318 E 46  
 2B  
 1.Rolando BORDACCHINI

1	1	2:26.777	35.989	46.882	1:03.906		2:26.777
2	1	2:27.637	30.971	48.957	1:07.709	171.8	4:54.414





# Coppa Italia Turismo

## Gruppo Peroni Race 11-12.07.2020

### Race 1

## Sector Analysis

— Invalidated Lap    ■ Personal Best    ■ Session Best    B Crossing the finish line in the pit lane

Lap	D	Time	Sector 1	Sector 2	Sector 3	T.Spd	Elapsed	Lap	D	Time	Sector 1	Sector 2	Sector 3	T.Spd	Elapsed
3	1	2:52.557	32.691	57.383	1:22.483	162.1	7:46.971	5	1	1:57.149	24.855	38.724	53.570	240.0	11:36.959
4	1	2:17.111	31.082	44.401	1:01.628	191.4	10:04.082	6	1	1:56.842	24.735	38.576	53.531	237.8	13:33.801
5	1	2:15.001	<b>28.899</b>	43.919	1:02.183	192.4	12:19.083	7	1	<b>1:56.194</b>	<b>24.407</b>	38.096	53.691	236.2	15:29.995
6	1	2:15.941	29.012	43.910	1:03.019	193.5	14:35.024	8	1	1:57.974	25.756	38.782	<b>53.436</b>	238.4	17:27.969
7	1	2:14.989	29.009	45.127	<b>1:00.853</b>	196.4	16:50.013	9	1	1:56.284	24.651	<b>38.074</b>	53.559	236.8	19:24.253
8	1	2:16.059	29.163	43.466	1:03.430	197.5	19:06.072	10	1	1:56.682	24.714	38.412	53.556	237.3	21:20.935
9	1	2:15.248	28.982	43.418	1:02.848	195.6	21:21.320	11	1	1:56.425	24.496	38.338	53.591	236.2	23:17.360
10	1	<b>2:14.339</b>	29.549	<b>43.282</b>	1:01.508	201.2	23:35.659	12	1	1:58.678	24.837	38.772	55.069	242.8	25:16.038
11	1	2:14.559	29.155	44.257	1:01.147	193.1	25:50.218								

<b>34</b>	<b>DC Motorsport</b>		Mitjet 2.0				
	1.Pierluigi SCARPELLINI		2B				
	1	1	2:22.794	36.303	44.860	1:01.631	2:22.794
	2	1	2:30.396	33.132	49.494	1:07.770	4:53.190
	3	1	2:53.486	31.902	57.727	1:23.857	7:46.676
	4	1	2:15.682	31.663	43.119	1:00.900	10:02.358
	5	1	2:12.770	28.421	43.827	1:00.522	12:15.128
	6	1	2:11.183	28.113	43.141	59.929	14:26.311
	7	1	2:13.615	29.914	43.218	1:00.483	16:39.926
	8	1	2:11.950	28.100	43.388	1:00.462	18:51.876
	9	1	2:11.296	28.156	43.359	59.781	21:03.172
	10	1	<b>2:10.839</b>	28.164	<b>42.970</b>	<b>59.705</b>	23:14.011
11	1	2:11.150	<b>27.729</b>	43.119	1:00.302	25:25.161	

<b>37</b>	<b>Butti Motorsport</b>		Mitjet 2.0 T				
	1.Alberto DE AMBROGGI		1B				
	1	1	2:07.207	30.359	41.096	55.752	2:07.207
	2	1	2:21.906	25.978	54.604	1:01.324	4:29.113
	3	1	3:09.500	37.155	1:06.332	1:26.013	7:38.613
	4	1	2:03.143	27.836	39.259	56.048	9:41.756
	5	1	2:00.855	26.141	39.631	55.083	11:42.611
6	1	<b>1:59.239</b>	<b>25.525</b>	<b>38.819</b>	<b>54.895</b>	13:41.850	

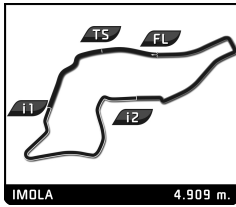
<b>47</b>	<b>Sc. Vesuvio</b>		Renault Clio Cup				
	1.Antonio MARSILIA		2C				
	1	1	2:31.335	41.366	46.820	1:03.149	2:31.335
	2	1	2:24.678	30.815	48.563	1:05.300	4:56.013
	3	1	2:53.102	32.548	56.841	1:23.713	7:49.115
	4	1	2:16.407	29.874	44.040	1:02.493	10:05.522
	5	1	<b>2:14.148</b>	<b>28.769</b>	<b>43.158</b>	1:02.221	12:19.670
	6	1	2:14.331	29.077	43.721	1:01.533	14:34.001
	7	1	2:15.165	29.523	43.959	1:01.683	16:49.166
	8	1	2:15.983	29.481	43.544	1:02.958	19:05.149
	9	1	2:15.776	29.165	43.496	1:03.115	21:20.925
10	1	2:16.934	30.303	45.154	<b>1:01.477</b>	23:37.859	
11	1	2:15.356	28.993	44.127	1:02.236	25:53.215	

<b>72</b>	<b>BF Motorsport</b>		Cupra TCR DSG				
	1.Matteo BERGONZINI		1A				
	1	1	2:06.097	29.824	41.061	55.212	2:06.097
	2	1	2:22.223	25.973	54.397	1:01.853	4:28.320
	3	1	3:09.635	37.031	1:05.911	1:26.693	7:37.955
4	1	2:01.855	27.321	39.818	54.716	9:39.810	

<b>77</b>	<b>MM Motorsport</b>		Honda Civic Type R FK2 TCR				
	1.Alessio AIELLO		1A				
	1	1	2:00.225	27.034	39.527	53.664	2:00.225
	2	1	2:21.787	26.027	52.640	1:03.120	4:22.012
	3	1	3:13.678	39.361	1:05.938	1:28.379	7:35.690
	4	1	1:57.754	25.779	38.601	53.374	9:33.444
	5	1	1:56.889	24.499	38.592	53.798	11:30.333
	6	1	1:56.864	24.685	38.643	53.536	13:27.197
	7	1	<b>1:55.933</b>	24.457	<b>38.393</b>	<b>53.083</b>	15:23.130
	8	1	1:58.482	24.675	39.351	54.456	17:21.612
	9	1	1:56.821	24.540	38.628	53.653	19:18.433
	10	1	1:57.471	24.489	38.378	54.604	21:15.904
11	1	1:57.393	<b>24.425</b>	38.980	53.988	23:13.297	
12	1	1:56.348	<b>24.552</b>	<b>38.275</b>	53.521	25:09.645	

<b>78</b>	<b>MM Motorsport</b>		Honda Civic Type R FK2 TCR				
	1.Davide NARDILLI		1A				
	1	1	2:05.472	29.372	40.392	55.708	2:05.472
	2	1	2:21.966	26.116	53.577	1:02.273	4:27.438
	3	1	3:09.853	36.689	1:05.751	1:27.413	7:37.291
	4	1	2:02.206	27.069	40.370	54.767	9:39.497
	5	1	1:59.845	25.190	40.011	54.644	11:39.342
	6	1	1:57.665	24.773	38.887	54.005	13:37.007
	7	1	1:57.425	24.812	38.613	54.000	15:34.432
	8	1	1:58.168	24.579	38.662	54.927	17:32.600
	9	1	1:56.784	<b>24.517</b>	38.516	53.751	19:29.384
	10	1	<b>1:56.358</b>	24.692	38.283	<b>53.383</b>	21:25.742
11	1	1:56.653	24.675	<b>38.183</b>	53.795	23:22.395	
12	1	1:57.172	24.619	38.238	54.315	25:19.567	

<b>79</b>	<b>MM Motorsport</b>		Honda Civic Type R				
	1.Camillo PICCIN		2B				
	1	1	2:21.703	35.683	44.653	1:01.367	2:21.703
	2	1	2:30.379	33.230	48.892	1:08.257	4:52.082
	3	1	2:53.662	31.780	56.767	1:25.115	7:45.744
	4	1	2:10.566	29.023	42.946	58.597	9:56.310
	5	1	2:05.807	27.065	41.422	57.320	12:02.117
	6	1	2:05.524	27.037	41.261	57.226	14:07.641
	7	1	2:05.582	27.629	41.190	<b>56.763</b>	16:13.223
	8	1	2:14.124	27.677	41.637	1:04.810	18:27.347
	9	1	2:10.207	31.189	41.363	57.655	20:37.554
	10	1	2:05.093	27.423	<b>40.743</b>	56.927	22:42.647
11	1	<b>2:04.989</b>	26.756	40.798	57.435	24:47.636	
12	1	2:06.369	<b>26.628</b>	41.658	58.083	26:54.005	



# Coppa Italia Turismo

## Gruppo Peroni Race 11-12.07.2020

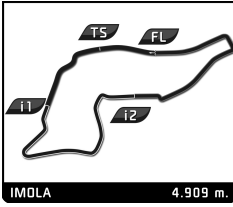
### Race 1

## Sector Analysis

— Invalidated Lap    ■ Personal Best    ■ Session Best    B Crossing the finish line in the pit lane

Lap	D	Time	Sector 1	Sector 2	Sector 3	T.Spd	Elapsed	Lap	D	Time	Sector 1	Sector 2	Sector 3	T.Spd	Elapsed
<b>93</b>		1.Mattia ZILETTI		Alfa Romeo 147 Cup		2C		<b>225</b>		BD Racing		Cupra TCR		1A	
1	1	3:10.248	50.180	54.985	1:25.083		3:10.248	1	1	2:02.732	27.952	39.669	55.111		2:02.732
2	1	3:16.788	47.035	1:01.300	1:28.453	108.4	6:27.036	2	1	2:22.480	25.812	52.851	1:03.817	233.1	4:25.212
3	1	2:54.462	40.360	55.409	1:18.693	129.7	9:21.498	3	1	3:11.396	37.526	1:06.055	1:27.815	160.6	7:36.608
4	1	3:12.166	42.617	1:08.750	1:20.799	151.4	12:33.664	4	1	2:00.342	26.827	38.729	54.786	217.8	9:36.950
5	1	<b>2:47.481</b>	<b>35.125</b>	<b>54.632</b>	<b>1:17.724</b>	169.1	15:21.145	5	1	1:58.831	25.017	38.957	54.857	235.7	11:35.781
6	1	3:05.149	39.858	1:05.459	1:19.832	133.1	18:26.294	6	1	1:59.081	25.210	39.010	54.861	234.7	13:34.862
7	1	3:03.712	40.437	58.356	1:24.919	157.7	21:30.006	7	1	1:57.800	24.780	38.410	54.610	236.8	15:32.662
8	1	2:54.647	35.694	59.970	1:18.983	169.9	24:24.653	8	1	2:00.856	25.837	38.848	56.171	235.7	17:33.518
9	1	2:53.014	36.395	57.304	1:19.315	167.5	27:17.667	9	1	1:57.558	24.897	38.404	54.257	236.2	19:31.076
<b>95</b>		CALCAGNI Motorsport		VW Golf GTI TCR DSG		1A		10	1	<b>1:56.994</b>	24.831	<b>38.029</b>	<b>54.134</b>	235.2	21:28.070
		1.Pierluigi MOSCONE						11	1	1:57.834	24.776	38.828	54.230	235.7	23:25.904
		2.Luca M. ATTIANESE						12	1	1:57.415	<b>24.664</b>	38.310	54.441	235.7	25:23.319
1	2	2:04.782	29.506	40.576	<b>54.700</b>		2:04.782								
2	2	2:23.169	26.980	53.991	1:02.198	232.1	4:27.951								
3	2	3:09.908	36.800	1:05.712	1:27.396	137.8	7:37.859								
4	2	2:03.660	28.667	39.720	55.273	202.8	9:41.519								
5	2	1:58.765	25.177	<b>38.819</b>	54.769	230.6	11:40.284								
6	2	1:59.409	24.896	39.583	54.930	234.7	13:39.693								
7	2	<b>1:58.714</b>	<b>24.809</b>	39.177	54.728	234.2	15:38.407								
<b>99</b>		Speed Motor		Bmw 318 E 46		2B									
		1.Paolo VALERI													
1	1	2:21.099	34.890	43.541	1:02.668		2:21.099								
2	1	2:30.316	33.080	49.167	1:08.069	163.8	4:51.415								
3	1	2:53.783	31.806	56.770	1:25.207	164.1	7:45.198								
4	1	2:12.372	29.142	41.968	1:01.262	191.7	9:57.570								
5	1	2:11.133	27.792	43.422	59.919	198.2	12:08.703								
6	1	2:11.515	28.376	41.924	1:01.215	203.1	14:20.218								
7	1	2:09.844	28.749	41.641	59.454	199.7	16:30.062								
8	1	2:09.577	<b>27.534</b>	43.028	<b>59.015</b>	205.1	18:39.639								
9	1	2:09.643	27.658	42.944	59.041	199.7	20:49.282								
10	1	2:09.873	28.338	42.394	59.141	199.7	22:59.155								
11	1	<b>2:09.220</b>	28.353	<b>41.566</b>	59.301	200.1	25:08.375								
<b>118</b>		Butti Motorsport		Mitjet 2.0 T		1B									
		1.Max PIGOLI													
1	1	2:00.000	26.865	38.989	54.146		2:00.000								
2	1	2:21.713	25.816	51.814	1:04.083	224.7	4:21.713								
3	1	3:13.330	39.131	1:05.977	1:28.222	165.1	7:35.043								
4	1	1:58.177	26.174	38.309	53.694	213.4	9:33.220								
5	1	1:57.475	25.458	38.325	53.692	224.2	11:30.695								
6	1	1:56.816	25.027	38.383	<b>53.406</b>	227.6	13:27.511								
7	1	1:56.597	24.869	38.016	53.712	228.6	15:24.108								
8	1	1:57.926	24.909	38.668	54.349	229.1	17:22.034								
9	1	1:56.790	25.067	37.991	53.732	225.7	19:18.824								
10	1	1:57.446	24.916	37.946	54.584	222.4	21:16.270								
11	1	1:57.382	<b>24.609</b>	38.617	54.156	230.1	23:13.652								
12	1	<b>1:56.314</b>	24.842	<b>37.900</b>	53.572	227.1	25:09.966								



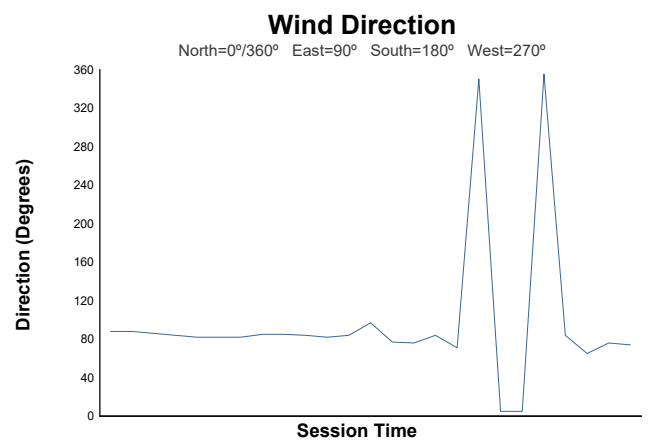
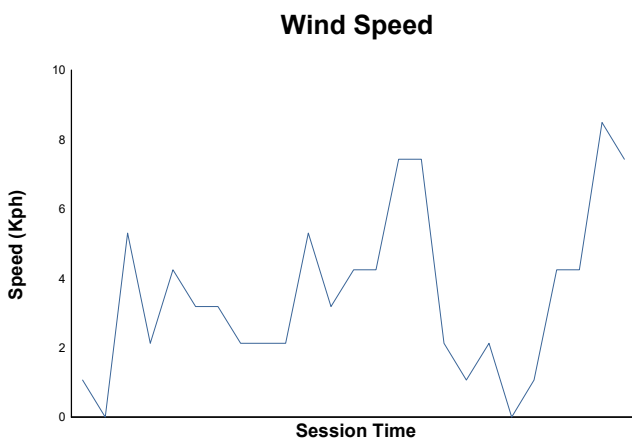
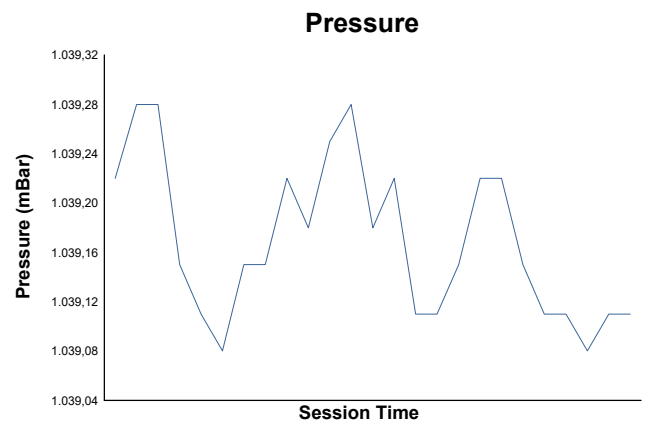
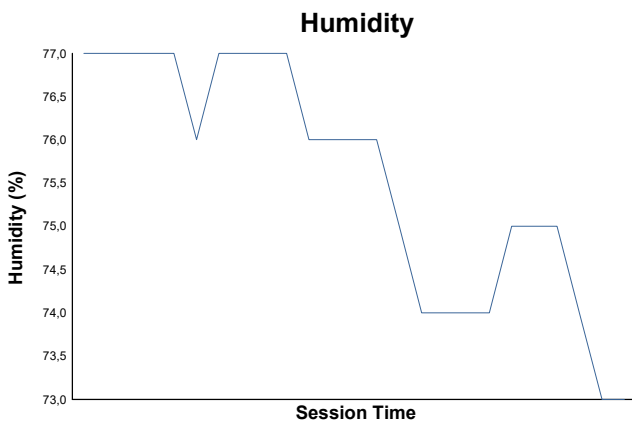
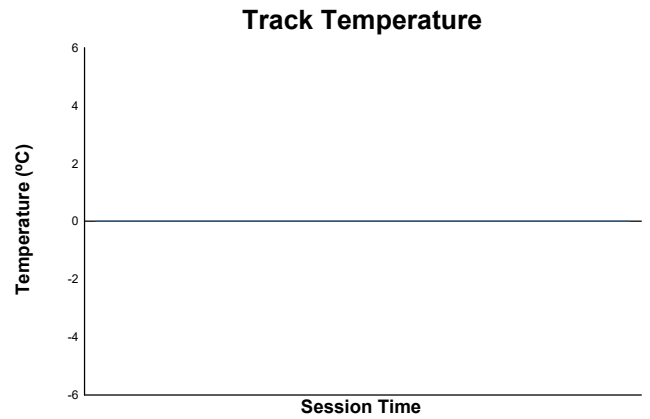
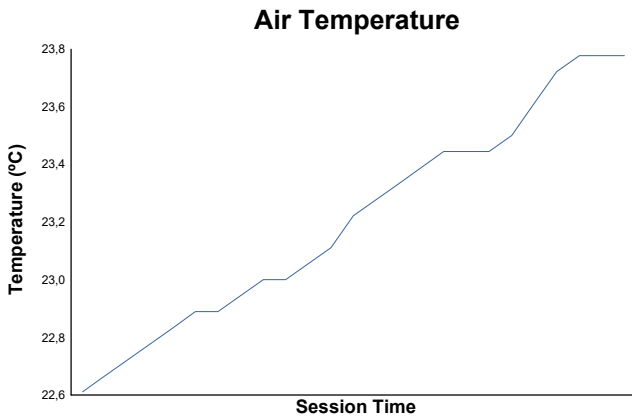


# Gruppo Peroni Race 11-12.07.2020

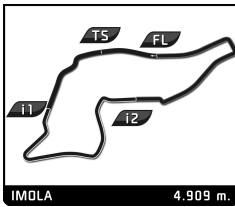
## Coppa Italia Turismo

### Race 1

## Weather Report



Track Status: **WET**



# Coppa Italia Turismo

## Gruppo Peroni Race 11-12.07.2020

### Race 2 (21 Minutes)

### Final Classification

No Drivers	Team	Car	Cl.	Laps	Total Time	Gap	Kph	Best Lap			
								Lap	Time Kph		
1	15 A. DE MATTEO	CALCAGNI Motorsport	VW Golf GTI TCR DSG	1A	7	17:43.035	-	115.6	7	1:56.704	151.4
2	78 D. NARDILLI / .	MM Motorsport	Honda Civic Type R FK2 TCR	1A	7	17:43.511	+0.476	115.5	7	1:56.780	151.3
3	225 S. GIARDELLI	BD Racing	Cupra TCR	1A	7	17:44.510	+1.475	115.4	7	1:57.179	150.8
4	77 A. AIELLO	MM Motorsport	Honda Civic Type R FK7 TCR	1A	7	17:45.637	+2.602	115.3	7	1:57.079	150.9
5	1 E. BARBOLINI	BF Motorsport	Audi RS3 LMS DSG	1A	7	17:45.913	+2.878	115.3	6	1:57.125	150.9
6	3 A. FUMAGALLI / R. FUMAGALLI	Gruppo Piloti Forlivesi	BMW E90	1B	7	17:57.483	+14.448	114.0	7	2:00.320	146.9
7	14 W. PUGLIESE	CALCAGNI Motorsport	VW Golf GTI TCR DSG	1A	7	18:00.233	+17.198	113.7	7	2:00.331	146.9
8	9 A. REVELLO / F. FABIANI	Cupra TCR DSG	Cupra TCR DSG	1A	7	18:25.084	+42.049	111.2	7	2:07.865	138.2
9	18 F. FIORE	DC Motorsport	Audi RS3 LMS DSG	1A	7	18:25.306	+42.271	111.2	6	2:07.674	138.4
10	23 D. DI FABIO	AC Racing		2A	7	18:25.928	+42.893	111.1	6	2:06.176	140.1
11	26 L. GALLO		Mini RS	2C	7	18:27.853	+44.818	110.9	7	2:08.496	137.5
12	25 . / F. UGUCCIONI		Clio Cup IV	2A	7	18:33.794	+50.759	110.3	6	2:09.876	136.1
13	99 P. VALERI	Speed Motor	Bmw 318 E 46	2B	7	18:35.276	+52.241	110.2	7	2:10.684	135.2
14	34 P. SCARPELLINI	DC Motorsport	Mitjet 2.0	2B	7	18:42.485	+59.450	109.5	7	2:12.440	133.4
15	33 R. BORDACCHINI	Speed Motor	Bmw 318 E 46	2B	7	18:51.431	+1:08.396	108.6	7	2:14.410	131.5
16	47 A. MARSILIA	Sc. Vesuvio	Renault Clio Cup	2C	7	18:56.214	+1:13.179	108.1	6	2:15.540	130.4
17	7 R. GIANI	Speed Motor	Bmw 318 E 46	2B	7	19:00.564	+1:17.529	107.7	6	2:09.841	136.1
18	21 A. CIOFFI	AC Racing		2A	7	19:18.406	+1:35.371	106.1	6	2:04.469	142.0
19	93 M. ZILETTI		Alfa Romeo 147 Cup	2C	6	18:27.236	1 Lap	95.0	5	2:52.460	102.5
<b>Not classified</b>											
79	C. PICCIN / R. DE LUCA	MM Motorsport	Honda Civic Type R	2B	1	3:36.467					
37	A. DE AMBROGGI	Butti Motorsport	Mitjet 2.0 T	1B	1	3:47.618					
<b>Retired</b>											
118	M. PIGOLI	Butti Motorsport	Mitjet 2.0 T	1B							
31	F. BORRETT		BMW M3 E36	1B							
17	S. QUERCIOLI	ABS Corse	Seat Leon Super Copa MKII	1C							
8	K. SARTORI	Speed Motor	Bmw 318 E 46	2B							
95	P. MOSCONE / L. ATTIANESE	CALCAGNI Motorsport	VW Golf GTI TCR DSG	1A							
69	F. RAFFAELE	BF Motorsport	Audi RS3 TCR Seq	1A							
<b>Excluded</b>											
72	M. BERGONZINI / M. PAGANINI	BF Motorsport	Cupra TCR DSG	1A	7	17:59.012			7	2:00.246	147.0

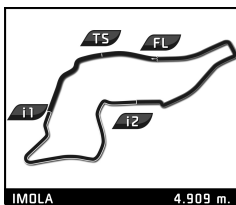
<b>Pole Position:</b>	Alfredo DE MATTEO		
<b>Fastest Lap:</b>	Lap 7	Alfredo DE MATTEO	1:56.704 151.4 Kph

CAR #7 TIME PENALTY 25 SECONDS DUE TO STEWARDS DECISION NR. 32  
 CAR #72 EXCLUDED DUE TO STEWARDS DECISION NR. 33  
 CAR #21 TIME PENALTY 25 SECONDS DUE TO STEWARDS DECISION NR. 34

Published at: .....

Track Status: **DRY**

<b>Stewards:</b>	<b>Timekeeper:</b> Rapi Andrea



# Coppa Italia Turismo

## Gruppo Peroni Race 11-12.07.2020

### Race 2 (21 Minutes)

### Final Classification by Class

No Drivers	Team	Car	Laps	Total Time	Gap	Kph	Best Lap	
							Lap	Time Kph
<b>1A</b>								
1 15 A. DE MATTEO	CALCAGNI Motorsport	VW Golf GTI TCR DSG	7	17:43.035		115.6	7	1:56.704 151.4
2 78 D. NARDILLI / .	MM Motorsport	Honda Civic Type R FK2 TCR	7	17:43.511	+0.476	115.5	7	1:56.780 151.3
3 225 S. GIARDELLI	BD Racing	Cupra TCR	7	17:44.510	+1.475	115.4	7	1:57.179 150.8
4 77 A. AIELLO	MM Motorsport	Honda Civic Type R FK7 TCR	7	17:45.637	+2.602	115.3	7	1:57.079 150.9
5 1 E. BARBOLINI	BF Motorsport	Audi RS3 LMS DSG	7	17:45.913	+2.878	115.3	6	1:57.125 150.9
6 14 W. PUGLIESE	CALCAGNI Motorsport	VW Golf GTI TCR DSG	7	18:00.233	+17.198	113.7	7	2:00.331 146.9
7 9 A. REVELLO / F. FABIANI		Cupra TCR DSG	7	18:25.084	+42.049	111.2	7	2:07.865 138.2
8 18 F. FIORE	DC Motorsport	Audi RS3 LMS DSG	7	18:25.306	+42.271	111.2	6	2:07.674 138.4
<b>Retired</b>								
95 P. MOSCONE / L. ATTIANESE	CALCAGNI Motorsport	VW Golf GTI TCR DSG						
69 F. RAFFAELE	BF Motorsport	Audi RS3 TCR Seq						
<b>Excluded</b>								
72 M. BERGONZINI / M. PAGANINI	BF Motorsport	Cupra TCR DSG	7	17:59.012			7	2:00.246 147.0
<b>1B</b>								
1 3 A. FUMAGALLI / R. FUMAGALLI	Gruppo Piloti Forlivesi	BMW E90	7	17:57.483		114.0	7	2:00.320 146.9
<b>Not classified</b>								
37 A. DE AMBROGGI	Butti Motorsport	Mitjet 2.0 T	1	3:47.618				
<b>Retired</b>								
118 M. PIGOLI	Butti Motorsport	Mitjet 2.0 T						
31 F. BORRETT		BMW M3 E36						
<b>1C</b>								
<b>Retired</b>								
17 S. QUERCIOLI	ABS Corse	Seat Leon Super Copa MKII						
<b>2A</b>								
1 23 D. DI FABIO	AC Racing		7	18:25.928		111.1	6	2:06.176 140.1
2 25. / F. UGUCCIONI		Clio Cup IV	7	18:33.794	+7.866	110.3	6	2:09.876 136.1
3 21 A. CIOFFI	AC Racing		7	19:18.406	+52.478	106.1	6	2:04.469 142.0
<b>2B</b>								
1 99 P. VALERI	Speed Motor	Bmw 318 E 46	7	18:35.276		110.2	7	2:10.684 135.2
2 34 P. SCARPELLINI	DC Motorsport	Mitjet 2.0	7	18:42.485	+7.209	109.5	7	2:12.440 133.4
3 33 R. BORDACCHINI	Speed Motor	Bmw 318 E 46	7	18:51.431	+16.155	108.6	7	2:14.410 131.5
4 7 R. GIANI	Speed Motor	Bmw 318 E 46	7	19:00.564	+25.288	107.7	6	2:09.841 136.1
<b>Not classified</b>								
79 C. PICCIN / R. DE LUCA	MM Motorsport	Honda Civic Type R	1	3:36.467				
<b>Retired</b>								
8 K. SARTORI	Speed Motor	Bmw 318 E 46						
<b>2C</b>								
1 26 L. GALLO		Mini RS	7	18:27.853		110.9	7	2:08.496 137.5
2 47 A. MARSILIA	Sc. Vesuvio	Renault Clio Cup	7	18:56.214	+28.361	108.1	6	2:15.540 130.4
3 93 M. ZILETTI		Alfa Romeo 147 Cup	6	18:27.236		1 Lap 95.0	5	2:52.460 102.5

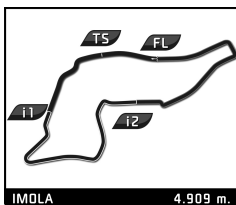
CAR #7 TIME PENALTY 25 SECONDS DUE TO STEWARDS DECISION NR. 32  
 CAR #72 EXCLUDED DUE TO STEWARDS DECISION NR. 33  
 CAR #21 TIME PENALTY 25 SECONDS DUE TO STEWARDS DECISION NR. 34

Published at: .....

Track Status: **DRY**

Stewards:

Timekeeper:  
Rapi Andrea



## Coppa Italia Turismo

### Gruppo Peroni Race 11-12.07.2020

#### Race 2 (21 Minutes)

### Final Classification by Division

No Drivers	Team	Car	Laps	Total Time	Gap	Kph	Best Lap			
							Lap	Time	Kph	
<b>1</b>										
1 15 A. DE MATTEO	CALCAGNI Motorsport	VW Golf GTI TCR DSG	7	17:43.035		115.6	7	1:56.704	151.4	
2 78 D. NARDILLI / .	MM Motorsport	Honda Civic Type R FK2 TCR	7	17:43.511	+0.476	115.5	7	1:56.780	151.3	
3 225 S. GIARDELLI	BD Racing	Cupra TCR	7	17:44.510	+1.475	115.4	7	1:57.179	150.8	
4 77 A. AIELLO	MM Motorsport	Honda Civic Type R FK7 TCR	7	17:45.637	+2.602	115.3	7	1:57.079	150.9	
5 1 E. BARBOLINI	BF Motorsport	Audi RS3 LMS DSG	7	17:45.913	+2.878	115.3	6	1:57.125	150.9	
6 3 A. FUMAGALLI / R. FUMAGALLI	Gruppo Piloti Forlivesi	BMW E90	7	17:57.483	+14.448	114.0	7	2:00.320	146.9	
7 14 W. PUGLIESE	CALCAGNI Motorsport	VW Golf GTI TCR DSG	7	18:00.233	+17.198	113.7	7	2:00.331	146.9	
8 9 A. REVELLO / F. FABIANI		Cupra TCR DSG	7	18:25.084	+42.049	111.2	7	2:07.865	138.2	
9 18 F. FIORE	DC Motorsport	Audi RS3 LMS DSG	7	18:25.306	+42.271	111.2	6	2:07.674	138.4	
<b>■ Not classified</b>										
37 A. DE AMBROGGI	Butti Motorsport	Mitjet 2.0 T	1	3:47.618						
<b>■ Retired</b>										
118 M. PIGOLI	Butti Motorsport	Mitjet 2.0 T								
31 F. BORRETT		BMW M3 E36								
17 S. QUERCIOI	ABS Corse	Seat Leon Super Copa MKII								
95 P. MOSCONE / L. ATTIANESE	CALCAGNI Motorsport	VW Golf GTI TCR DSG								
69 F. RAFFAELE	BF Motorsport	Audi RS3 TCR Seq								
<b>■ Excluded</b>										
72 M. BERGONZINI / M. PAGANINI	BF Motorsport	Cupra TCR DSG	7	17:59.012			7	2:00.246	147.0	
<b>2</b>										
1 23 D. DI FABIO	AC Racing		7	18:25.928		111.1	6	2:06.176	140.1	
2 26 L. GALLO		Mini RS	7	18:27.853	+1.925	110.9	7	2:08.496	137.5	
3 25 . / F. UGUCCIONI		Clio Cup IV	7	18:33.794	+7.866	110.3	6	2:09.876	136.1	
4 99 P. VALERI	Speed Motor	Bmw 318 E 46	7	18:35.276	+9.348	110.2	7	2:10.684	135.2	
5 34 P. SCARPELLINI	DC Motorsport	Mitjet 2.0	7	18:42.485	+16.557	109.5	7	2:12.440	133.4	
6 33 R. BORDACCHINI	Speed Motor	Bmw 318 E 46	7	18:51.431	+25.503	108.6	7	2:14.410	131.5	
7 47 A. MARSILIA	Sc. Vesuvio	Renault Clio Cup	7	18:56.214	+30.286	108.1	6	2:15.540	130.4	
8 7 R. GIANI	Speed Motor	Bmw 318 E 46	7	19:00.564	+34.636	107.7	6	2:09.841	136.1	
9 21 A. CIOFFI	AC Racing		7	19:18.406	+52.478	106.1	6	2:04.469	142.0	
10 93 M. ZILETTI		Alfa Romeo 147 Cup	6	18:27.236		1 Lap	95.0	5	2:52.460	102.5
<b>■ Not classified</b>										
79 C. PICCIN / R. DE LUCA	MM Motorsport	Honda Civic Type R	1	3:36.467						
<b>■ Retired</b>										
8 K. SARTORI	Speed Motor	Bmw 318 E 46								

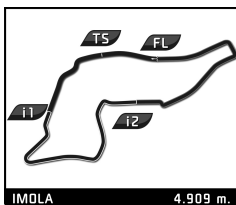
CAR #7 TIME PENALTY 25 SECONDS DUE TO STEWARDS DECISION NR. 32  
 CAR #72 EXCLUDED DUE TO STEWARDS DECISION NR. 33  
 CAR #21 TIME PENALTY 25 SECONDS DUE TO STEWARDS DECISION NR. 34

Published at: .....

Track Status: **DRY**

Stewards:

Timekeeper:  
Rapi Andrea



# Coppa Italia Turismo

## Gruppo Peroni Race 11-12.07.2020

### Race 2 (21 Minutes)

### Final Classification by Group

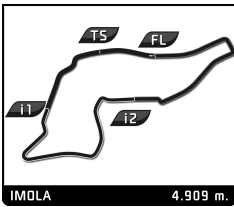
No Drivers	Team	Car	Laps	Total Time	Gap	Kph	Best Lap	
							Lap	Time
<b>24Hr Special 2.0</b>								
■ <i>Not classified</i>								
79 C. PICCIN / R. DE LUCA	MM Motorsport	Honda Civic Type R	1	3:36.467				
<b>Clio Cup</b>								
1 25. / F. UGUCCIONI		Clio Cup IV	7	18:33.794		110.3	6	2:09.876 136.1
<b>E1</b>								
1 3 A. FUMAGALLI / R. FUMAGALLI	Gruppo Piloti Forlivesi	BMW E90	7	17:57.483		114.0	7	2:00.320 146.9
■ <i>Retired</i>								
31 F. BORRETT		BMW M3 E36						
<b>Mini Challenge</b>								
1 23 D. DI FABIO	AC Racing		7	18:25.928		111.1	6	2:06.176 140.1
2 21 A. CIOFFI	AC Racing		7	19:18.406	+52.478	106.1	6	2:04.469 142.0
<b>Mitjet 2.0</b>								
1 34 P. SCARPELLINI	DC Motorsport	Mitjet 2.0	7	18:42.485		109.5	7	2:12.440 133.4
<b>Mitjet T.</b>								
■ <i>Not classified</i>								
37 A. DE AMBROGGI	Butti Motorsport	Mitjet 2.0 T	1	3:47.618				
■ <i>Retired</i>								
118 M. PIGOLI	Butti Motorsport	Mitjet 2.0 T						
<b>Racing Start Plus</b>								
1 26 L. GALLO		Mini RS	7	18:27.853		110.9	7	2:08.496 137.5
2 47 A. MARSILIA	Sc. Vesuvio	Renault Clio Cup	7	18:56.214	+28.361	108.1	6	2:15.540 130.4
3 93 M. ZILETTI		Alfa Romeo 147 Cup	6	18:27.236	1 Lap	95.0	5	2:52.460 102.5
<b>Seat Supercopa</b>								
■ <i>Retired</i>								
17 S. QUERCIOLI	ABS Corse	Seat Leon Super Copa MKII						
<b>TCR</b>								
1 78 D. NARDILLI / .	MM Motorsport	Honda Civic Type R FK2 TCR	7	17:43.511		115.5	7	1:56.780 151.3
2 77 A. AIELLO	MM Motorsport	Honda Civic Type R FK7 TCR	7	17:45.637	+2.126	115.3	7	1:57.079 150.9
■ <i>Retired</i>								
69 F. RAFFAELE	BF Motorsport	Audi RS3 TCR Seq						
<b>TCR DSG</b>								
1 15 A. DE MATTEO	CALCAGNI Motorsport	VW Golf GTI TCR DSG	7	17:43.035		115.6	7	1:56.704 151.4
2 225 S. GIARDELLI	BD Racing	Cupra TCR	7	17:44.510	+1.475	115.4	7	1:57.179 150.8
3 1 E. BARBOLINI	BF Motorsport	Audi RS3 LMS DSG	7	17:45.913	+2.878	115.3	6	1:57.125 150.9
4 14 W. PUGLIESE	CALCAGNI Motorsport	VW Golf GTI TCR DSG	7	18:00.233	+17.198	113.7	7	2:00.331 146.9
5 9 A. REVELLO / F. FABIANI		Cupra TCR DSG	7	18:25.084	+42.049	111.2	7	2:07.865 138.2
6 18 F. FIORE	DC Motorsport	Audi RS3 LMS DSG	7	18:25.306	+42.271	111.2	6	2:07.674 138.4
■ <i>Retired</i>								
95 P. MOSCONE / L. ATTIANESE	CALCAGNI Motorsport	VW Golf GTI TCR DSG						
■ <i>Excluded</i>								
72 M. BERGONZINI / M. PAGANINI	BF Motorsport	Cupra TCR DSG	7	17:59.012			7	2:00.246 147.0
<b>Trofeo 318</b>								
1 99 P. VALERI	Speed Motor	Bmw 318 E 46	7	18:35.276		110.2	7	2:10.684 135.2
2 33 R. BORDACCHINI	Speed Motor	Bmw 318 E 46	7	18:51.431	+16.155	108.6	7	2:14.410 131.5
3 7 R. GIANI	Speed Motor	Bmw 318 E 46	7	19:00.564	+25.288	107.7	6	2:09.841 136.1
■ <i>Retired</i>								

CAR #7 TIME PENALTY 25 SECONDS DUE TO STEWARDS DECISION NR. 32  
 CAR #72 EXCLUDED DUE TO STEWARDS DECISION NR. 33  
 CAR #21 TIME PENALTY 25 SECONDS DUE TO STEWARDS DECISION NR. 34

Published at: .....

Track Status: **DRY**

Stewards:	Timekeeper: Rapi Andrea



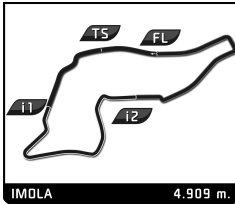
# Coppa Italia Turismo

## Gruppo Peroni Race 11-12.07.2020

### Race 2

### Lap Chart

		Lap							
No	Pos	Grid	1	2	3	4	5	6	7
15	<b>1</b>	15	15	15	15	15	15	15	15
225	<b>2</b>	225	78	78	78	78	78	78	78
78	<b>3</b>	78	225	225	225	225	225	225	225
72	<b>4</b>	72	1	1	1	1	1	1	77
1	<b>5</b>	1	77	77	77	77	77	77	1
118	<b>6</b>	118	77	72	72	72	72	3	3
77	<b>7</b>	77	3	3	3	3	3	72	72
3	<b>8</b>	3	14	14	14	14	14	14	14
14	<b>9</b>	14	9	9	9	9	9	9	9
31	<b>10</b>	31	99	26	26	26	26	18	18
9	<b>11</b>	9	7	18	18	18	18	23	23
17	<b>12</b>	17	18	99	99	99	23	26	26
99	<b>13</b>	99	25	25	25	25	99	25	25
7	<b>14</b>	7	26	7	7	7	25	99	99
18	<b>15</b>	18	79	23	23	23	7	7	7
8	<b>16</b>	8	21	34	34	34	34	34	34
25	<b>17</b>	25	23	33	33	33	33	33	33
26	<b>18</b>	26	34	47	47	47	47	47	21
79	<b>19</b>	79	33	93	93	93	21	21	47
21	<b>20</b>	21	47	21	21	21	93	93	
23	<b>21</b>	23	37						
34	<b>22</b>	34	93						
33	<b>23</b>	33							
47	<b>24</b>	47							
93	<b>25</b>	93							
95	<b>26</b>	95							
37	<b>27</b>	37							
69	<b>28</b>	69							



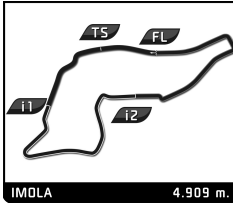
## Coppa Italia Turismo

### Gruppo Peroni Race 11-12.07.2020

### Race 2

### Best Sector Times

Sector 1		Sector 2		Sector 3		No Team	Class	Ideal Lap	Best Lap		
No Driver	Time	No Driver	Time	No Driver	Time						
1	77 A.AIELLO	24.311	225 S.GIARDELLI	38.033	78 D.NARDILLI	53.009	1	78 MM Motorsport	1A	1:55.749	1:56.780 (2)
2	1 E.BARBOLINI	24.429	78 D.NARDILLI	38.172	15 A.DE MATTEO	53.082	2	15 CALCAGNI Motorsport	1A	1:56.001	1:56.704 (1)
3	78 D.NARDILLI	24.568	77 A.AIELLO	38.187	225 S.GIARDELLI	53.779	3	225 BD Racing	1A	1:56.456	1:57.179 (5)
4	15 A.DE MATTEO	24.612	15 A.DE MATTEO	38.307	77 A.AIELLO	53.964	4	77 MM Motorsport	1A	1:56.462	1:57.079 (3)
5	225 S.GIARDELLI	24.644	1 E.BARBOLINI	38.414	1 E.BARBOLINI	54.192	5	1 BF Motorsport	1A	1:57.035	1:57.125 (4)
6	3 A.FUMAGALLI	24.814	72 M.PAGANINI	39.479	72 M.PAGANINI	54.488	6	3 Gruppo Piloti Forlivesi	1B	1:59.130	2:00.320 (7)
7	14 W.PUGLIESE	25.123	3 A.FUMAGALLI	39.649	3 A.FUMAGALLI	54.667	7	72 BF Motorsport	1A	1:59.243	2:00.246 (6)
8	72 M.PAGANINI	25.276	14 W.PUGLIESE	39.670	14 W.PUGLIESE	54.988	8	14 CALCAGNI Motorsport	1A	1:59.781	2:00.331 (8)
9	23 D.DI FABIO	26.047	21 A.CIOFFI	40.715	21 A.CIOFFI	57.205	9	21 AC Racing	2A	2:04.400	2:04.469 (9)
10	21 A.CIOFFI	26.480	26 L.GALLO	41.627	18 F.FIORE	57.747	10	23 AC Racing	2A	2:06.176	2:06.176 (10)
11	26 L.GALLO	27.014	18 F.FIORE	41.992	9 A.REVELLO	57.861	11	18 DC Motorsport	1A	2:06.831	2:07.674 (11)
12	18 F.FIORE	27.092	23 D.DI FABIO	42.076	23 D.DI FABIO	58.053	12	9	1A	2:07.363	2:07.865 (12)
13	9 A.REVELLO	27.122	25 F.UGUCCIONI	42.239	26 L.GALLO	58.889	13	26	2C	2:07.530	2:08.496 (13)
14	37 A.DE AMBROGGI	27.517	99 P.VALERI	42.280	25 F.UGUCCIONI	59.661	14	7 Speed Motor	2B	2:09.661	2:09.841 (14)
15	7 R.GIANI	27.570	7 R.GIANI	42.303	7 R.GIANI	59.788	15	25	2A	2:09.775	2:09.876 (15)
16	25 F.UGUCCIONI	27.875	9 A.REVELLO	42.380	99 P.VALERI	1:00.234	16	99 Speed Motor	2B	2:10.523	2:10.684 (16)
17	34 P.SCARPELLINI	27.994	34 P.SCARPELLINI	43.308	34 P.SCARPELLINI	1:00.634	17	34 DC Motorsport	2B	2:11.936	2:12.440 (17)
18	99 P.VALERI	28.009	33 R.BORDACCHINI	43.831	33 R.BORDACCHINI	1:01.595	18	33 Speed Motor	2B	2:14.351	2:14.410 (18)
19	33 R.BORDACCHINI	28.925	47 A.MARSILIA	43.924	47 A.MARSILIA	1:02.578	19	47 Sc. Vesuvio	2C	2:15.471	2:15.540 (19)
20	47 A.MARSILIA	28.969	79 R.DE LUCA	54.469	93 M.ZILETTI	1:19.650	20	37 Butti Motorsport	1B	2:46.535	
21	79 R.DE LUCA	30.068	93 M.ZILETTI	54.806	37 A.DE AMBROGGI	1:23.212	21	93	2C	2:49.854	2:52.460 (20)
22	93 M.ZILETTI	35.398	37 A.DE AMBROGGI	55.806	79 R.DE LUCA	1:28.158	22	79 MM Motorsport	2B	2:52.695	



## Coppa Italia Turismo

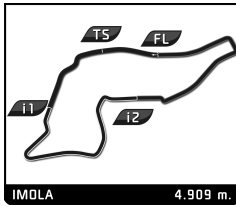
### Gruppo Peroni Race 11-12.07.2020

### Race 2

### Best Top Speed

Team	Car	Class	Top Speed	Top 1 Kph Lap	Top 2 Kph Lap	Top 3 Kph Lap	Top 4 Kph Lap	Top 5 Kph Lap	Avg					
1 BF Motorsport	Audi RS3 LMS DSG	1A	E. BARBOLINI	242.2	6	241.1	7	240.0	5	238.9	2	155.6	3	223,6
3 Gruppo Piloti Forlivesi	BMW E90	1B	A. FUMAGALLI	242.2	7	230.1	6	221.4	5	221.0	2	177.6	3	218,5
77 MM Motorsport	Honda Civic Type R FK7 TCR	1A	A. AIELLO	241.1	6	240.0	7	238.4	5	235.7	2	160.6	3	223,2
225 BD Racing	Cupra TCR	1A	S. GIARDELLI	238.9	7	238.4	6	233.1	2	233.1	5	167.2	3	222,1
78 MM Motorsport	Honda Civic Type R FK2 TCR	1A	D. NARDILLI	236.8	7	235.7	2	235.7	5	235.7	6	173.8	3	223,5
14 CALCAGNI Motorsport	VW Golf GTI TCR DSG	1A	W. PUGLIESE	236.8	7	235.2	6	233.6	5	219.1	2	148.9	3	214,7
15 CALCAGNI Motorsport	VW Golf GTI TCR DSG	1A	A. DE MATTEO	234.7	6	234.2	7	231.1	5	230.1	2	145.6	3	215,1
72 BF Motorsport	Cupra TCR DSG	1A	M. PAGANINI	233.6	6	233.6	7	225.2	5	215.6	2	191.7	3	219,9
23 AC Racing		2A	D. DI FABIO	221.9	6	221.0	7	190.7	5	170.7	3	166.7	2	194,2
21 AC Racing		2A	A. CIOFFI	220.0	6	218.2	7	197.1	5	172.9	2	152.9	4	192,2
26	Mini RS	2C	L. GALLO	216.4	6	210.4	7	202.4	5	195.6	2	143.6	3	193,7
9	Cupra TCR DSG	1A	A. REVELLO	216.0	7	204.3	6	198.9	5	192.8	2	176.4	3	197,7
25	Clio Cup IV	2A	F. UGUCCIONI	211.3	7	208.3	6	198.6	5	172.1	2	149.9	3	188,0
18 DC Motorsport	Audi RS3 LMS DSG	1A	F. FIORE	209.6	6	207.5	7	201.6	2	191.7	5	144.2	3	190,9
34 DC Motorsport	Mitjet 2.0	2B	P. ....	203.5	6	203.5	7	186.3	5	185.7	2	172.9	3	190,4
7 Speed Motor	Bmw 318 E 46	2B	R. GIANI	202.0	7	201.6	5	198.9	6	197.1	2	176.1	3	195,1
99 Speed Motor	Bmw 318 E 46	2B	P. VALERI	200.8	6	198.9	7	196.7	5	193.5	2	155.4	3	189,1
47 Sc. Vesuvio	Renault Clio Cup	2C	A. MARSILIA	198.9	6	197.1	7	192.1	2	173.2	5	154.7	3	183,2
33 Speed Motor	Bmw 318 E 46	2B	R. BORDACCHINI	197.1	5	194.6	6	193.8	7	192.1	2	149.5	3	185,4
93	Alfa Romeo 147 Cup	2C	M. ZILETTI	168.3	2	157.7	6	157.0	3	157.0	4	148.0	5	157,6
69 BF Motorsport	Audi RS3 TCR Seq	1A												
95 CALCAGNI Motorsport	VW Golf GTI TCR DSG	1A												
31	BMW M3 E36	1B												
118 Butti Motorsport	Mitjet 2.0 T	1B												
37 Butti Motorsport	Mitjet 2.0 T	1B	A. DE AMBROGGI											
17 ABS Corse	Seat Leon Super Copa MKII	1C												
8 Speed Motor	Bmw 318 E 46	2B												
79 MM Motorsport	Honda Civic Type R	2B	R. DE LUCA											





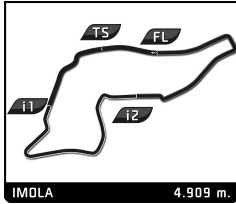
## Coppa Italia Turismo

### Gruppo Peroni Race 11-12.07.2020

### Race 2

### Fastest Lap Sequence

Elapsed	No Team	Car	Class	Driver	Time	Kph	Lap
5:23.423	15 CALCAGNI Motorsport	VW Golf GTI TCR DSG	1A	Alfredo DE MATTEO	1:58.013	149.7	2
13:49.166	15 CALCAGNI Motorsport	VW Golf GTI TCR DSG	1A	Alfredo DE MATTEO	1:57.142	150.9	5
13:49.410	78 MM Motorsport	Honda Civic Type R FK2 TCR	1A	Davide NARDILLI	1:56.920	151.1	5
17:43.035	15 CALCAGNI Motorsport	VW Golf GTI TCR DSG	1A	Alfredo DE MATTEO	1:56.704	151.4	7



# Coppa Italia Turismo

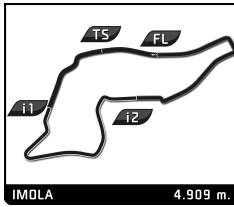
## Gruppo Peroni Race 11-12.07.2020

### Race 2

### Analysis by lap

Lapped ■

No	Lap Time	Gap	No	Lap Time	Gap	No	Lap Time	Gap	No	Lap Time	Gap	No	Lap Time	Gap
<b>Lap 1</b>			9	3:02.350	7.246	<b>Lap 6</b>								
15	3:25.410	0.000	26	3:04.026	9.062	15	1:57.165							
225	3:25.867	0.457	18	3:04.340	9.910	78	1:57.321	0.400						
78	3:26.687	1.277	99	3:01.327	11.210	225	1:57.228	1.000						
72	3:28.378	2.968	25	2:59.047	12.363	1	1:57.125	1.753						
1	3:28.677	3.267	7	2:54.678	13.014	77	1:57.201	2.227						
77	3:28.971	3.561	23	2:54.737	13.796	3	2:00.339	10.832						
3	3:30.597	5.187	34	2:54.206	14.978	72	2:02.422	12.435						
14	3:31.271	5.861	33	2:54.322	16.000	14	2:01.598	13.571						
9	3:32.625	7.215	47	2:41.840	17.701	9	2:08.416	30.888						
99	3:34.894	9.484	93	2:55.709	1:00.430	18	2:07.674	31.139						
7	3:35.389	9.979	21	2:33.257	1:01.009	23	2:06.176	31.749						
18	3:35.504	10.094	<b>Lap 4</b>			26	2:09.747	33.026						
25	3:35.813	10.403	15	3:10.793		25	2:09.876	36.957						
26	3:35.923	10.513	78	3:10.292	0.466	99	2:11.316	38.261						
79	3:36.467	11.057	225	3:10.254	0.890	7	2:09.841	38.849						
21	3:36.924	11.514	1	3:09.415	1.461	34	2:12.935	43.714						
23	3:37.215	11.805	77	3:09.008	1.965	33	2:14.602	50.690						
34	3:38.245	12.835	72	3:09.496	3.350	47	2:15.540	54.005						
33	3:40.653	15.243	3	3:09.155	4.139	21	2:04.469	1:02.291						
47	3:42.628	17.218	14	3:09.328	5.144	<b>Lap 7</b>								
37	3:47.618	22.208	9	3:10.022	6.475	15	1:56.704							
93	3:47.929	22.519	26	3:09.106	7.375	78	1:56.780	0.476						
<b>Lap 2</b>			18	3:08.522	7.639	225	1:57.179	1.475						
15	1:58.013		99	3:09.133	9.550	77	1:57.079	2.602						
78	1:58.509	1.773	25	3:08.757	10.327	1	1:57.829	2.878						
225	1:59.968	2.412	7	3:08.692	10.913	3	2:00.320	14.448						
1	1:59.312	4.566	23	3:08.158	11.161	72	2:00.246	15.977						
77	2:00.031	5.579	34	3:07.783	11.968	14	2:00.331	17.198						
72	2:04.649	9.604	33	3:08.799	14.006	9	2:07.865	42.049						
3	2:02.753	9.927	47	3:08.178	15.086	18	2:07.836	42.271						
14	2:03.835	11.683	93	2:54.955	44.592	23	2:07.848	42.893						
9	2:13.502	22.704	21	2:54.793	45.009	93	2:58.160	1 Lap						
26	2:10.344	22.844	<b>Lap 5</b>			26	2:08.496	44.818						
18	2:11.297	23.378	15	1:57.142		25	2:10.506	50.759						
99	2:16.220	27.691	78	1:56.920	0.244	99	2:10.684	52.241						
25	2:18.734	31.124	225	1:57.189	0.937	7	2:10.384	52.529						
7	2:24.178	36.144	1	1:57.474	1.793	34	2:12.440	59.450						
23	2:23.075	36.867	77	1:57.368	2.191	33	2:14.410	1:08.396						
34	2:23.758	38.580	72	2:00.970	7.178	21	2:04.784	1:10.371						
33	2:22.256	39.486	3	2:00.661	7.658	47	2:15.878	1:13.179						
47	2:34.464	53.669	14	2:01.136	9.138									
93	2:58.023	1:22.529	9	2:10.304	19.637									
21	3:32.059	1:45.560	26	2:10.211	20.444									
<b>Lap 3</b>			18	2:10.133	20.630									
15	3:17.808		23	2:08.719	22.738									
78	3:17.002	0.967	99	2:11.702	24.110									
225	3:16.825	1.429	25	2:11.061	24.246									
1	3:16.081	2.839	7	2:12.402	26.173									
77	3:15.979	3.750	34	2:13.118	27.944									
72	3:12.851	4.647	33	2:16.389	33.253									
3	3:13.658	5.777	47	2:17.686	35.630									
14	3:12.734	6.609	21	2:07.120	54.987									
			93	2:52.460	1:39.910									



# Coppa Italia Turismo

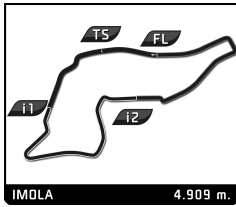
## Gruppo Peroni Race 11-12.07.2020

### Race 2

### Sector Analysis

— Invalidated Lap    ■ Personal Best    ■ Session Best    B Crossing the finish line in the pit lane

Lap	D	Time	Sector 1	Sector 2	Sector 3	T.Spd	Elapsed	Lap	D	Time	Sector 1	Sector 2	Sector 3	T.Spd	Elapsed
<b>1</b>		<b>BF Motorsport</b>			Audi RS3 LMS DSG										
		1.Edoardo BARBOLINI			1A										
1	1	3:28.677	1:03.550	54.485	1:30.642		3:28.677	15	1	3:25.410	56.443	57.778	1:31.189		3:25.410
2	1	1:59.312	24.898	38.460	55.954	238.9	5:27.989	2	1	1:58.013	25.294	38.831	53.888	230.1	5:23.423
3	1	3:16.081	35.070	1:05.166	1:35.845	155.6	8:44.070	3	1	3:17.808	36.956	1:06.101	1:34.751	145.6	8:41.231
4	1	3:09.415	47.112	55.621	1:26.682	108.1	11:53.485	4	1	3:10.793	47.499	55.961	1:27.333	113.7	11:52.024
5	1	1:57.474	24.708	38.415	54.351	240.0	13:50.959	5	1	1:57.142	24.923	38.578	53.641	231.1	13:49.166
6	1	<b>1:57.125</b>	24.498	38.435	<b>54.192</b>	242.2	15:48.084	6	1	1:57.165	24.904	38.612	53.649	234.7	15:46.331
7	1	1:57.829	24.517	38.499	54.813	241.1	17:45.913	7	1	<b>1:56.704</b>	24.772	38.850	<b>53.082</b>	234.2	17:43.035
<b>3</b>		<b>Gruppo Piloti Forlivesi</b>			BMW E90										
		1.Alberto FUMAGALLI			1B										
		2.Riccardo FUMAGALLI													
1	1	3:30.597	1:05.899	55.010	1:29.688		3:30.597	18	1	3:35.504	1:11.390	54.179	1:29.935		3:35.504
2	1	2:02.753	25.940	39.842	56.971	221.0	5:33.350	2	1	2:11.297	30.641	42.249	58.407	201.6	5:46.801
3	1	3:13.658	31.621	1:05.669	1:36.368	177.6	8:47.008	3	1	3:04.340	32.485	54.855	1:37.000	144.2	8:51.141
4	1	3:09.155	46.829	55.832	1:26.494	92.1	11:56.163	4	1	3:08.522	46.072	56.991	1:25.459	94.2	11:59.663
5	1	2:00.661	25.790	39.737	55.134	221.4	13:56.824	5	1	2:10.133	27.928	42.921	59.284	191.7	14:09.796
6	1	2:00.339	25.820	<b>39.649</b>	54.870	230.1	15:57.163	6	1	<b>2:07.674</b>	27.415	<b>41.992</b>	58.267	209.6	16:17.470
7	1	<b>2:00.320</b>	25.055	40.598	<b>54.667</b>	242.2	17:57.483	7	1	2:07.836	27.525	42.564	<b>57.747</b>	207.5	18:25.306
<b>7</b>		<b>Speed Motor</b>			Bmw 318 E 46										
		1.Riccardo GIANI			2B										
1	1	3:35.389	1:10.419	54.301	1:30.669		3:35.389	21	1	3:36.924	1:14.423	54.302	1:28.199		3:36.924
2	1	2:24.178	30.457	43.615	1:10.106	197.1	5:59.567	2	1	3:32.059	B 29.832	45.716	2:16.511	172.9	7:08.983
3	1	2:54.678	30.609	46.397	1:37.672	176.1	8:54.245	3	1	2:33.257	41.329	42.444	1:09.484	149.1	9:42.240
4	1	3:08.692	44.880	57.845	1:25.967	98.4	12:02.937	4	1	2:54.793	36.826	57.260	1:20.707	152.9	12:37.033
5	1	2:12.402	28.245	43.696	1:00.461	201.6	14:15.339	5	1	2:07.120	28.771	40.925	57.424	197.1	14:44.153
6	1	<b>2:09.841</b>	<b>27.570</b>	42.483	<b>59.788</b>	198.9	16:25.180	6	1	<b>2:04.469</b>	26.532	40.732	<b>57.205</b>	220.0	16:48.622
7	1	2:10.384	27.613	<b>42.303</b>	1:00.468	202.0	18:35.564	7	1	2:04.784	<b>26.480</b>	<b>40.715</b>	57.589	218.2	18:53.406
<b>9</b>		<b>Cupra TCR DSG</b>			1A										
		1.Alessandro REVELLO			1A										
		2.Fabio FABIANI													
1	1	3:32.625	1:07.634	54.657	1:30.334		3:32.625	23	1	3:37.215	1:15.279	54.187	1:27.749		3:37.215
2	1	2:13.502	29.553	43.408	1:00.541	192.8	5:46.127	2	1	2:23.075	29.843	45.825	1:07.407	166.7	6:00.290
3	1	3:02.350	31.416	54.951	1:35.983	176.4	8:48.477	3	1	2:54.737	30.417	46.556	1:37.764	170.7	8:55.027
4	1	3:10.022	47.085	56.816	1:26.121	85.4	11:58.499	4	1	3:08.158	44.960	57.801	1:25.397	86.5	12:03.185
5	1	2:10.304	28.151	42.960	59.193	198.9	14:08.803	5	1	2:08.719	27.898	42.633	58.188	190.7	14:11.904
6	1	2:08.416	27.691	<b>42.380</b>	58.345	204.3	16:17.219	6	1	<b>2:06.176</b>	<b>26.047</b>	<b>42.076</b>	<b>58.053</b>	221.9	16:18.080
7	1	<b>2:07.865</b>	27.348	42.656	<b>57.861</b>	216.0	18:25.084	7	1	2:07.848	27.252	42.492	58.104	221.0	18:25.928
<b>14</b>		<b>CALCAGNI Motorsport</b>			VW Golf GTI TCR DSG										
		1.Walter PUGLIESE			1A										
1	1	3:31.271	1:06.854	54.829	1:29.588		3:31.271	25	1	3:35.813	1:11.986	54.678	1:29.149		3:35.813
2	1	2:03.835	26.558	41.026	56.251	219.1	5:35.106	2	2	2:18.734	30.577	45.583	1:02.574	172.1	5:54.547
3	1	3:12.734	33.328	1:03.490	1:35.916	148.9	8:47.840	3	2	2:59.047	33.167	48.252	1:37.628	149.9	8:53.594
4	1	3:09.328	47.030	56.671	1:25.627	89.5	11:57.168	4	2	3:08.757	44.940	58.033	1:25.784	92.3	12:02.351
5	1	2:01.136	26.062	39.799	55.275	233.6	13:58.304	5	2	2:11.061	28.396	42.685	59.980	198.6	14:13.412
6	1	2:01.598	25.258	40.857	55.483	235.2	15:59.902	6	2	<b>2:09.876</b>	<b>27.875</b>	42.340	<b>59.661</b>	208.3	16:23.288
7	1	<b>2:00.331</b>	<b>25.123</b>	40.220	<b>54.988</b>	236.8	18:00.233	7	2	2:10.506	27.980	<b>42.239</b>	1:00.287	211.3	18:33.794
<b>15</b>		<b>DC Motorsport</b>			Audi RS3 LMS DSG										
		1.Fiorello FIORE			1A										
1	1	3:35.504	1:11.390	54.179	1:29.935		3:35.504	21	1	3:36.924	1:14.423	54.302	1:28.199		3:36.924
2	1	2:11.297	30.641	42.249	58.407	201.6	5:46.801	2	1	3:32.059	B 29.832	45.716	2:16.511	172.9	7:08.983
3	1	3:04.340	32.485	54.855	1:37.000	144.2	8:51.141	3	1	2:33.257	41.329	42.444	1:09.484	149.1	9:42.240
4	1	3:08.522	46.072	56.991	1:25.459	94.2	11:59.663	4	1	2:54.793	36.826	57.260	1:20.707	152.9	12:37.033
5	1	2:10.133	27.928	42.921	59.284	191.7	14:09.796	5	1	2:07.120	28.771	40.925	57.424	197.1	14:44.153
6	1	<b>2:07.674</b>	27.415	<b>41.992</b>	58.267	209.6	16:17.470	6	1	<b>2:04.469</b>	26.532	40.732	<b>57.205</b>	220.0	16:48.622
7	1	2:07.836	27.525	42.564	<b>57.747</b>	207.5	18:25.306	7	1	2:04.784	<b>26.480</b>	<b>40.715</b>	57.589	218.2	18:53.406
<b>18</b>		<b>AC Racing</b>			Clio Cup IV										
		2.Federico UGUCCIONI			2A										
1	2	3:35.813	1:11.986	54.678	1:29.149		3:35.813	23	1	3:37.215	1:15.279	54.187	1:27.749		3:37.215
2	2	2:18.734	30.577	45.583	1:02.574	172.1	5:54.547	2	1	2:23.075	29.843	45.825	1:07.407	166.7	6:00.290
3	2	2:59.047	33.167	48.252	1:37.628	149.9	8:53.594	3	1	2:54.737	30.417	46.556	1:37.764	170.7	8:55.027
4	2	3:08.757	44.940	58.033	1:25.784	92.3	12:02.351	4	1	3:08.158	44.960	57.801	1:25.397	86.5	12:03.185
5	2	2:11.061	28.396	42.685	59.980	198.6	14:13.412	5	1	2:08.719	27.898	42.633	58.188	190.7	14:11.904
6	2	<b>2:09.876</b>	<b>27.875</b>	42.340	<b>59.661</b>	208.3	16:23.288	6	1	<b>2:06.176</b>	<b>26.047</b>	<b>42.076</b>	<b>58.053</b>	221.9	16:18.080
7	2	2:10.506	27.980	<b>42.239</b>	1:00.287	211.3	18:33.794	7	1	2:07.848	27.252	42.492	58.104	221.0	18:25.928



# Coppa Italia Turismo

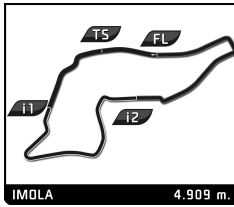
## Gruppo Peroni Race 11-12.07.2020

### Race 2

## Sector Analysis

— Invalidated Lap    ■ Personal Best    ■ Session Best    B Crossing the finish line in the pit lane

Lap	D	Time	Sector 1	Sector 2	Sector 3	T.Sp	Elapsed	Lap	D	Time	Sector 1	Sector 2	Sector 3	T.Sp	Elapsed	
<b>26</b>	1.Luigi GALLO							Mini RS 2C	4	2	3:09.496	47.011	55.766	1:26.719	100.1	11:55.374
	5	2	2:00.970	25.992	39.493	55.485	225.2	13:56.344								
	6	2	2:02.422	26.043	41.246	55.133	233.6	15:58.766								
	7	2	<b>2:00.246</b>	25.644	40.114	<b>54.488</b>	233.6	17:59.012								
	1	1	3:35.923	1:12.756	54.526	1:28.641		3:35.923								
	2	1	2:10.344	29.828	<b>41.627</b>	<b>58.889</b>	195.6	5:46.267								
	3	1	3:04.026	31.787	55.366	1:36.873	143.6	8:50.293								
	4	1	3:09.106	46.244	56.366	1:26.496	100.2	11:59.399								
<b>33</b>	Speed Motor							Bmw 318 E 46 2B	5	1	2:10.211	27.622	42.926	59.663	202.4	14:09.610
	6	1	2:09.747	27.246	42.822	59.679	216.4	16:19.357								
	7	1	<b>2:08.496</b>	<b>27.014</b>	42.423	59.059	210.4	18:27.853								
	1	1	3:40.653	1:16.662	54.126	1:29.865		3:40.653								
	2	1	2:22.256	29.609	44.880	1:07.767	192.1	6:02.909								
	3	1	2:54.322	33.849	44.696	1:35.777	149.5	8:57.231								
	4	1	3:08.799	43.848	58.218	1:26.733	102.8	12:06.030								
	5	1	2:16.389	29.068	44.629	1:02.692	197.1	14:22.419								
<b>34</b>	DC Motorsport							Mitjet 2.0 2B	6	1	2:14.602	29.156	<b>43.831</b>	1:01.615	194.6	16:37.021
	7	1	<b>2:14.410</b>	<b>28.925</b>	43.890	<b>1:01.595</b>	193.8	18:51.431								
	1	1	3:38.245	1:15.970	54.122	1:28.153		3:38.245								
	2	1	2:23.758	29.404	46.294	1:08.060	185.7	6:02.003								
	3	1	2:54.206	31.685	44.898	1:37.623	172.9	8:56.209								
	4	1	3:07.783	44.297	58.302	1:25.184	98.3	12:03.992								
	5	1	2:13.118	28.747	<b>43.308</b>	1:01.063	186.3	14:17.110								
	6	1	2:12.935	<b>27.994</b>	43.559	1:01.382	203.5	16:30.045								
<b>37</b>	Butti Motorsport							Mitjet 2.0 T 1B	7	1	<b>2:12.440</b>	28.360	43.446	<b>1:00.634</b>	203.5	18:42.485
	1	1	3:47.618	1:28.600	<b>55.806</b>	<b>1:23.212</b>		3:47.618								
<b>47</b>	Sc. Vesuvio							Renault Clio Cup 2C	1	1	3:42.628	1:18.943	54.715	1:28.970		3:42.628
	2	1	2:34.464	29.722	50.423	1:14.319	192.1	6:17.092								
	3	1	2:41.840	32.946	47.907	1:20.987	154.7	8:58.932								
	4	1	3:08.178	44.954	1:00.066	1:23.158	93.1	12:07.110								
	5	1	2:17.686	29.863	44.819	1:03.004	173.2	14:24.796								
	6	1	<b>2:15.540</b>	<b>28.969</b>	<b>43.924</b>	1:02.647	198.9	16:40.336								
	7	1	2:15.878	29.101	44.199	<b>1:02.578</b>	197.1	18:56.214								
	8	1	2:15.878	29.101	44.199	<b>1:02.578</b>	197.1	18:56.214								
<b>72</b>	BF Motorsport							Cupra TCR DSG 1A	1	2	3:28.378	1:02.391	54.421	1:31.566		3:28.378
	2	2	2:04.649	27.008	40.597	57.044	215.6	5:33.027								
3	2	3:12.851	31.439	1:05.182	1:36.230	191.7	8:45.878									
<b>77</b>	MM Motorsport							Honda Civic Type R FK7 TCR 1A	4	2	3:09.496	47.011	55.766	1:26.719	100.1	11:55.374
	5	2	2:00.970	25.992	39.493	55.485	225.2	13:56.344								
	6	2	2:02.422	26.043	41.246	55.133	233.6	15:58.766								
	7	2	<b>2:00.246</b>	25.644	40.114	<b>54.488</b>	233.6	17:59.012								
	1	1	3:28.971	1:04.320	54.763	1:29.888		3:28.971								
	2	1	2:00.031	24.917	38.834	56.280	235.7	5:29.002								
	3	1	3:15.979	34.386	1:05.423	1:36.170	160.6	8:44.981								
	4	1	3:09.008	46.856	55.610	1:26.542	103.9	11:53.989								
<b>78</b>	MM Motorsport							Honda Civic Type R FK2 TCR 1A	5	1	1:57.368	24.749	38.501	54.118	238.4	13:51.357
	6	1	1:57.201	24.423	38.734	54.044	241.1	15:48.558								
	7	1	<b>1:57.079</b>	<b>24.311</b>	38.804	<b>53.964</b>	240.0	17:45.637								
	1	1	3:26.687	1:00.699	55.124	1:30.864		3:26.687								
	2	1	1:58.509	25.225	38.590	54.694	235.7	5:25.196								
	3	1	3:17.002	35.908	1:06.014	1:35.080	173.8	8:42.198								
	4	1	3:10.292	47.472	55.662	1:27.158	103.5	11:52.490								
	5	1	1:56.920	24.930	38.537	53.453	235.7	13:49.410								
<b>79</b>	MM Motorsport							Honda Civic Type R 2B	6	1	1:57.321	24.927	38.585	53.809	235.7	15:46.731
	7	1	<b>1:56.780</b>	<b>24.568</b>	39.203	<b>53.009</b>	236.8	17:43.511								
1	2	3:36.467	1:13.840	<b>54.469</b>	<b>1:28.158</b>		3:36.467									
<b>93</b>	1.Mattia ZILETTI							Alfa Romeo 147 Cup 2C	1	1	3:47.929	1:28.197	55.922	1:23.810		3:47.929
	2	1	2:58.023	36.519	58.575	1:22.929	168.3	6:45.952								
	3	1	2:55.709	37.066	57.912	1:20.731	157.0	9:41.661								
	4	1	2:54.955	36.849	57.374	1:20.732	157.0	12:36.616								
	5	1	<b>2:52.460</b>	37.769	<b>54.806</b>	1:19.885	148.0	15:29.076								
	6	1	2:58.160	36.392	1:02.118	<b>1:19.650</b>	157.7	18:27.236								
	7	1	2:58.160	36.392	1:02.118	<b>1:19.650</b>	157.7	18:27.236								
	8	1	2:58.160	36.392	1:02.118	<b>1:19.650</b>	157.7	18:27.236								
<b>99</b>	Speed Motor							Bmw 318 E 46 2B	1	1	3:34.894	1:08.481	54.737	1:31.676		3:34.894
	2	1	2:16.220	30.393	43.791	1:02.036	193.5	5:51.114								
	3	1	3:01.327	32.449	51.376	1:37.502	155.4	8:52.441								
	4	1	3:09.133	45.409	57.149	1:26.575	97.0	12:01.574								
	5	1	2:11.702	28.524	42.538	1:00.640	196.7	14:13.276								
	6	1	2:11.316	28.430	42.652	<b>1:00.234</b>	200.8	16:24.592								
	7	1	<b>2:10.684</b>	<b>28.009</b>	<b>42.280</b>	1:00.395	198.9	18:35.276								
	8	1	<b>2:10.684</b>	<b>28.009</b>	<b>42.280</b>	1:00.395	198.9	18:35.276								
<b>225</b>	BD Racing							Cupra TCR 1A	1	2	3:28.378	1:02.391	54.421	1:31.566		3:28.378
	2	2	2:04.649	27.008	40.597	57.044	215.6	5:33.027								
3	2	3:12.851	31.439	1:05.182	1:36.230	191.7	8:45.878									



# Coppa Italia Turismo

## Gruppo Peroni Race 11-12.07.2020

### Race 2

### Sector Analysis

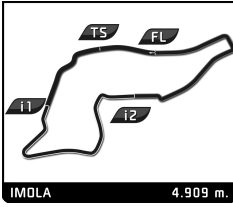
— Invalidated Lap

■ Personal Best

■ Session Best

■ Crossing the finish line in the pit lane

Lap	D	Time	Sector 1	Sector 2	Sector 3	T.Spd	Elapsed	Lap	D	Time	Sector 1	Sector 2	Sector 3	T.Spd	Elapsed
1	1	3:25.867	57.295	57.685	1:30.887		3:25.867								
2	1	1:59.968	25.150	38.905	55.913	233.1	5:25.835								
3	1	3:16.825	35.876	1:05.936	1:35.013	167.2	8:42.660								
4	1	3:10.254	47.462	55.691	1:27.101	112.8	11:52.914								
5	1	1:57.189	24.911	38.457	53.821	233.1	13:50.103								
6	1	1:57.228	<b>24.644</b>	38.550	54.034	238.4	15:47.331								
7	1	<b>1:57.179</b>	24.673	38.727	<b>53.779</b>	238.9	17:44.510								

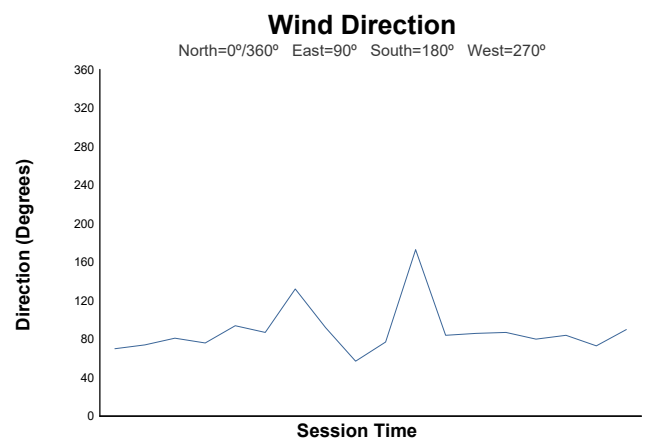
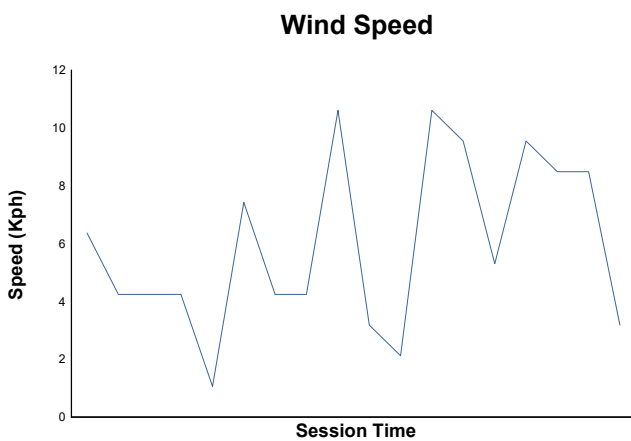
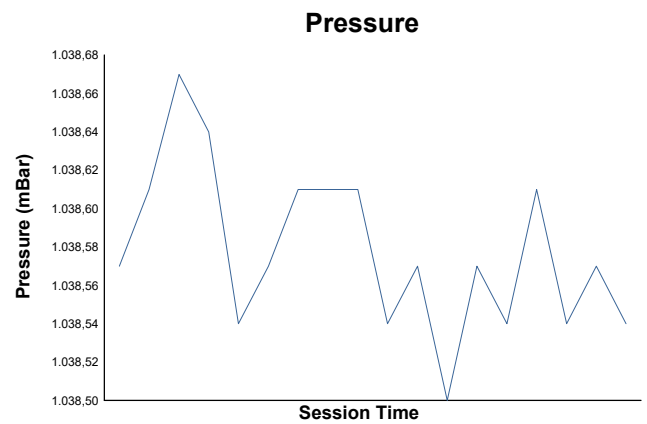
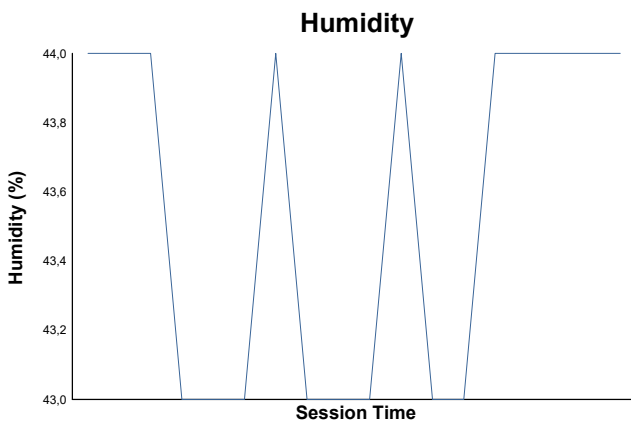
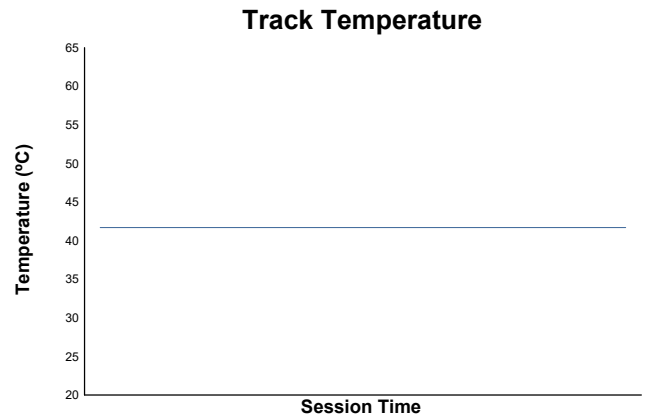
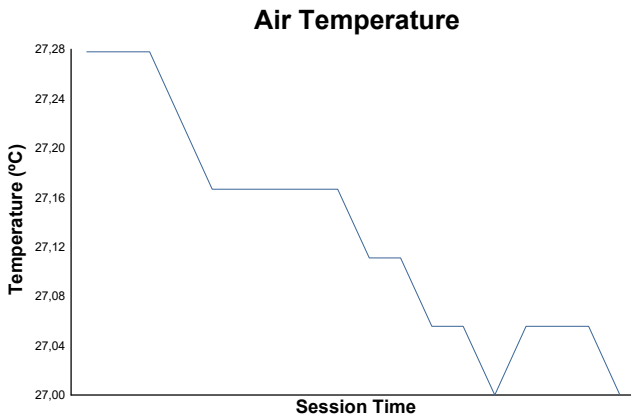


# Gruppo Peroni Race 11-12.07.2020

## Coppa Italia Turismo

### Race 2

## Weather Report



Track Status: **DRY**